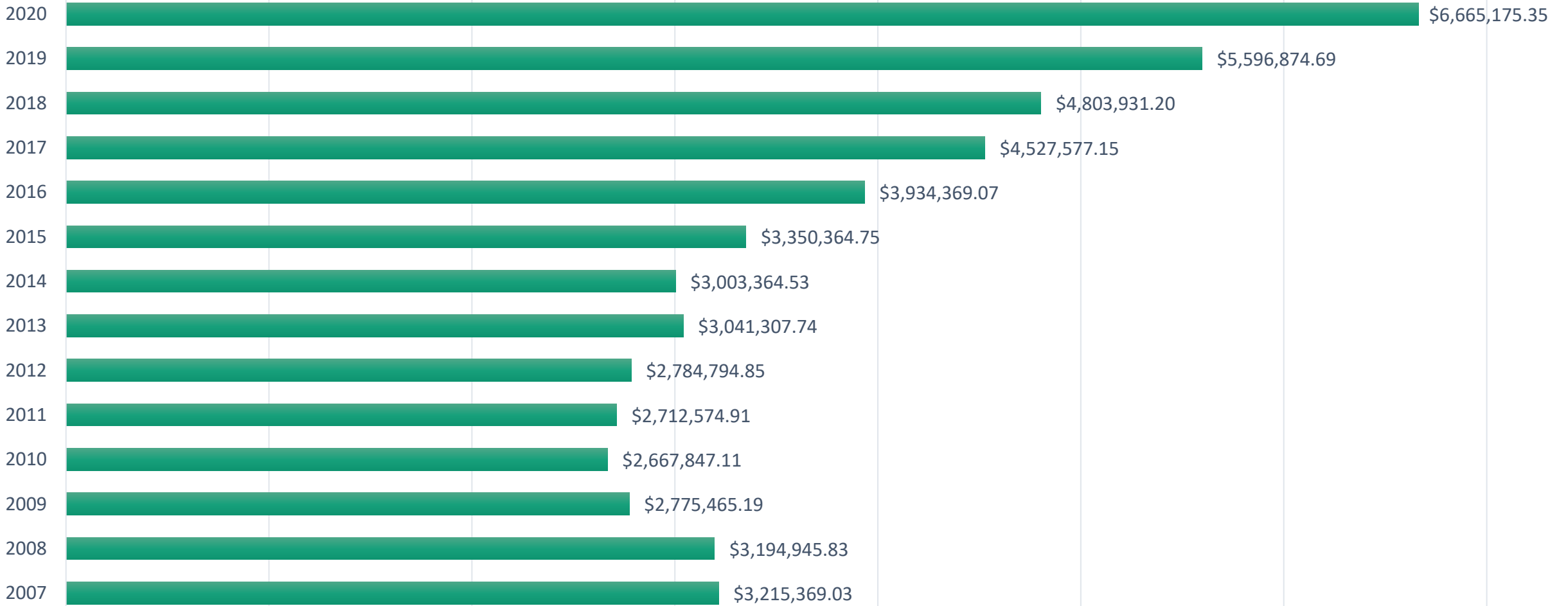


# ANNUAL TOTAL SALES TAX 2007-2020 REVENUE PERIOD TOTALS

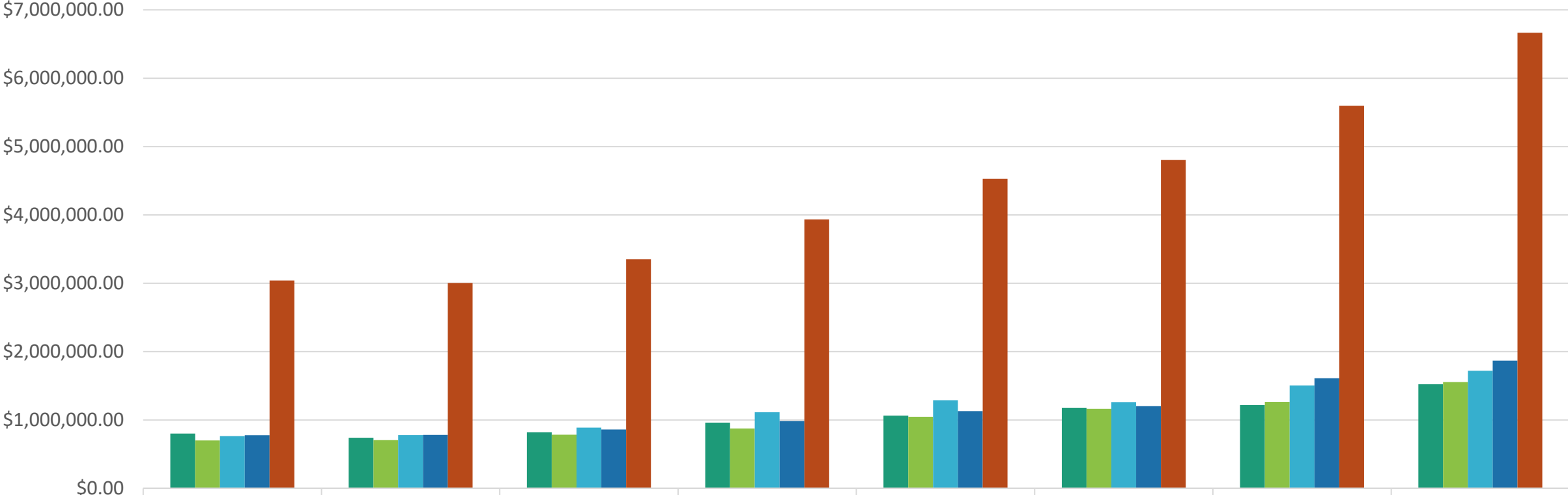
*\*2016 - PRESENT INCLUDE .5% SALES TAX INCREASE*



\$- \$1,000,000.00 \$2,000,000.00 \$3,000,000.00 \$4,000,000.00 \$5,000,000.00 \$6,000,000.00 \$7,000,000.00

■ Total

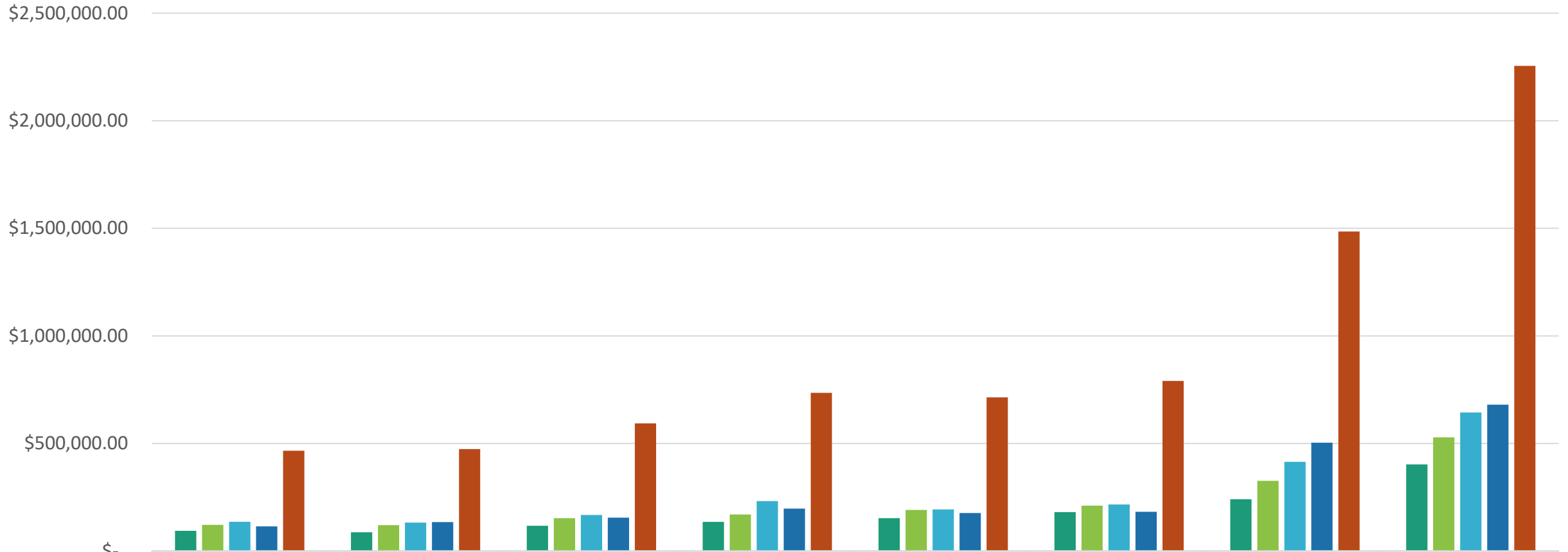
# TOTAL SALES TAX BY QUARTER 2013-2020 REVENUE PERIOD TOTALS



	2013	2014	2015	2016	2017	2018	2019	2020
1ST Q	\$800,133.00	\$739,709.00	\$820,122.00	\$960,574.00	\$1,063,301.45	\$1,178,718.57	\$1,216,488.34	\$1,522,565.39
2ND Q	\$700,575.00	\$705,361.00	\$783,299.00	\$874,795.00	\$1,046,587.64	\$1,162,266.07	\$1,264,176.75	\$1,554,045.80
3RD Q	\$764,141.00	\$777,719.00	\$887,401.00	\$1,113,382.00	\$1,289,013.00	\$1,260,441.56	\$1,505,673.13	\$1,720,837.41
4TH Q	\$776,459.00	\$780,577.00	\$859,543.00	\$985,618.00	\$1,128,675.00	\$1,202,505.00	\$1,610,536.47	\$1,867,726.75
TOTAL	\$3,041,308.00	\$3,003,366.00	\$3,350,365.00	\$3,934,369.00	\$4,527,577.09	\$4,803,931.20	\$5,596,874.69	\$6,665,175.35

■ 1ST Q  
 ■ 2ND Q  
 ■ 3RD Q  
 ■ 4TH Q  
 ■ TOTAL

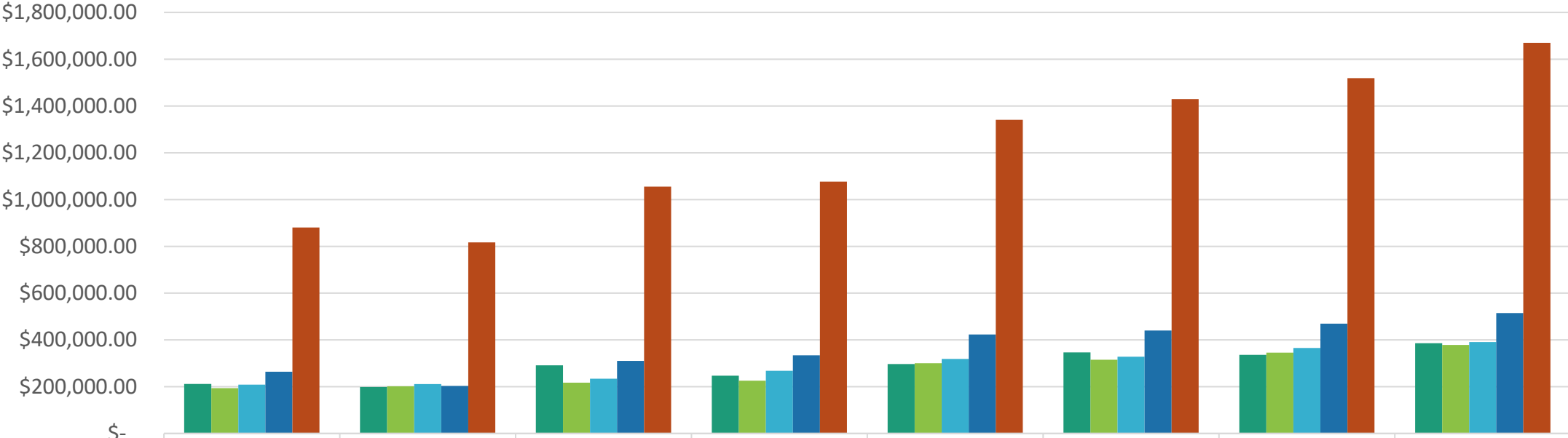
# RETAIL QUARTERLY COLLECTIONS 2013-2020



	2013	2014	2015	2016	2017	2018	2019	2020
1ST Q	\$93,867.49	\$87,111.00	\$117,519.00	\$135,829.00	\$152,783.00	\$180,805.00	\$240,963.12	\$402,494.42
2ND Q	\$121,798.72	\$120,143.00	\$152,697.00	\$169,868.00	\$191,144.24	\$211,184.00	\$326,235.07	\$528,285.35
3RD Q	\$136,001.41	\$132,062.00	\$167,779.00	\$232,079.00	\$193,421.88	\$216,130.00	\$414,562.99	\$643,970.01
4TH Q	\$114,629.45	\$134,699.00	\$155,413.00	\$197,394.00	\$176,819.00	\$182,484.00	\$503,352.65	\$680,330.28
Total	\$466,297.07	\$474,015.00	\$593,408.00	\$735,170.00	\$714,168.12	\$790,603.00	\$1,485,113.83	\$2,255,080.06

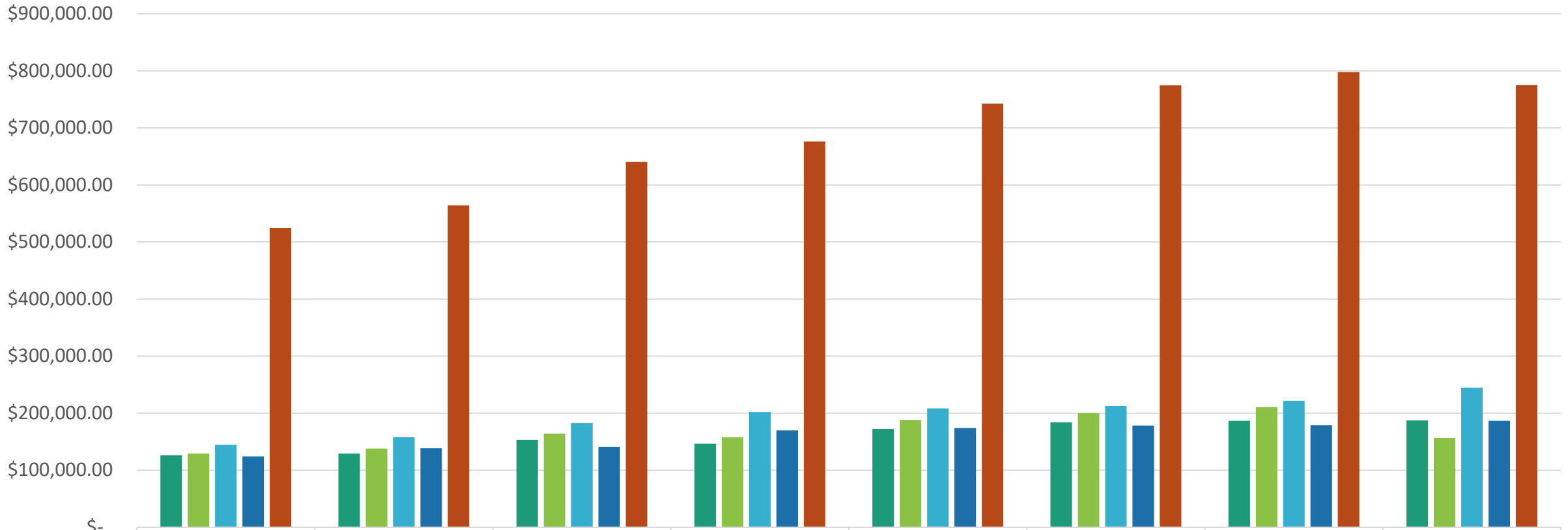
■ 1ST Q  
 ■ 2ND Q  
 ■ 3RD Q  
 ■ 4TH Q  
 ■ Total

# FOOD QUARTERLY COLLECTIONS 2013-2020



	2013	2014	2015	2016	2017	2018	2019	2020
1ST Q	\$211,734.19	\$198,749.84	\$291,590.20	\$247,051.00	\$296,908.00	\$346,398.00	\$336,265.35	\$386,132.63
2ND Q	\$193,988.75	\$201,911.65	\$217,373.43	\$225,429.00	\$300,241.00	\$315,044.00	\$345,569.04	\$378,306.28
3RD Q	\$208,881.07	\$210,991.54	\$233,875.25	\$267,781.00	\$318,691.00	\$328,205.00	\$365,735.21	\$390,820.28
4TH Q	\$264,214.00	\$203,226.50	\$310,292.58	\$334,380.00	\$423,132.00	\$440,235.00	\$469,585.55	\$514,837.40
Total	\$880,831.01	\$816,893.53	\$1,055,146.46	\$1,076,657.00	\$1,340,989.00	\$1,429,883.00	\$1,519,174.15	\$1,670,096.59

# RESTAURANTS & BARS QUARTERLY COLLECTIONS 2013-2020

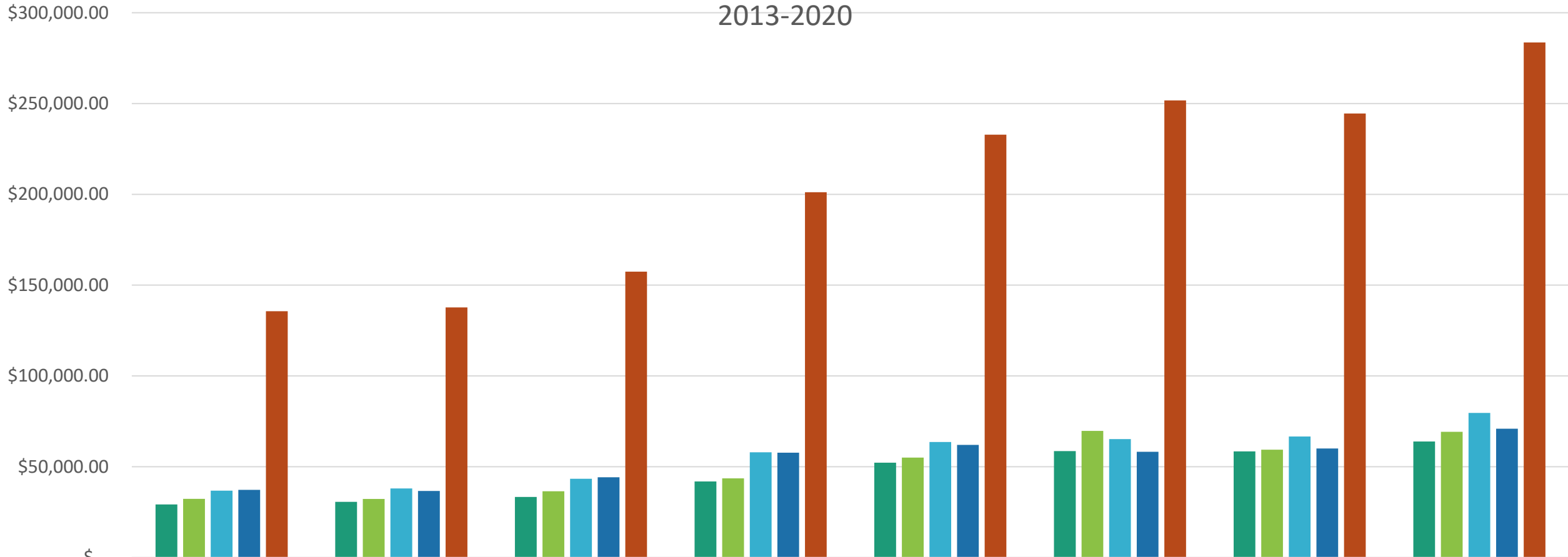


	2013	2014	2015	2016	2017	2018	2019	2020
1ST Q	\$126,246.97	\$129,304.00	\$153,184.00	\$146,474.00	\$172,287.00	\$183,983.00	\$186,559.51	\$187,549.11
2ND Q	\$129,398.73	\$137,848.00	\$164,057.00	\$157,928.00	\$188,238.00	\$200,070.00	\$210,788.82	\$156,444.87
3RD Q	\$144,589.00	\$158,133.00	\$182,472.00	\$201,904.00	\$208,257.00	\$212,320.00	\$221,608.66	\$244,759.63
4TH Q	\$123,962.09	\$138,779.00	\$140,735.00	\$169,795.00	\$173,924.00	\$178,329.00	\$178,897.69	\$186,544.44
Total	\$524,196.79	\$564,064.00	\$640,448.00	\$676,101.00	\$742,706.00	\$774,702.00	\$797,854.68	\$775,298.05

■ 1ST Q  
 ■ 2ND Q  
 ■ 3RD Q  
 ■ 4TH Q  
 ■ Total

# LIQUOR STORES QUARTERLY COLLECTIONS

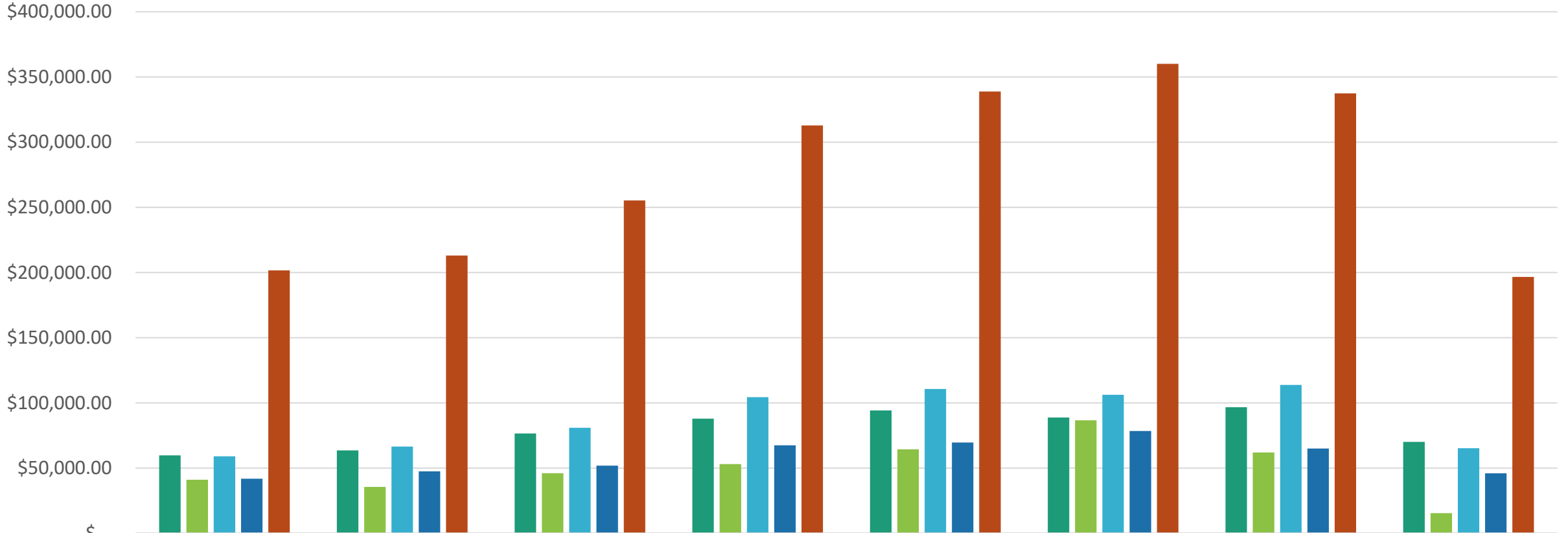
## 2013-2020



	2013	2014	2015	2016	2017	2018	2019	2020
1ST Q	\$29,240.21	\$30,678.33	\$33,366.23	\$41,903.00	\$52,210.00	\$58,597.00	\$58,457.33	\$63,871.12
2ND Q	\$32,287.72	\$32,282.04	\$36,503.00	\$43,575.22	\$55,021.00	\$69,704.00	\$59,369.38	\$69,205.68
3RD Q	\$36,848.51	\$38,051.52	\$43,362.56	\$57,972.00	\$63,607.00	\$65,200.00	\$66,659.81	\$79,609.45
4TH Q	\$37,261.52	\$36,687.26	\$44,193.43	\$57,722.00	\$62,038.00	\$58,215.00	\$60,036.62	\$70,957.50
Total	\$135,637.96	\$137,699.15	\$157,425.22	\$201,172.22	\$232,876.00	\$251,716.00	\$244,523.14	\$283,643.75

■ 1ST Q    
 ■ 2ND Q    
 ■ 3RD Q    
 ■ 4TH Q    
 ■ Total

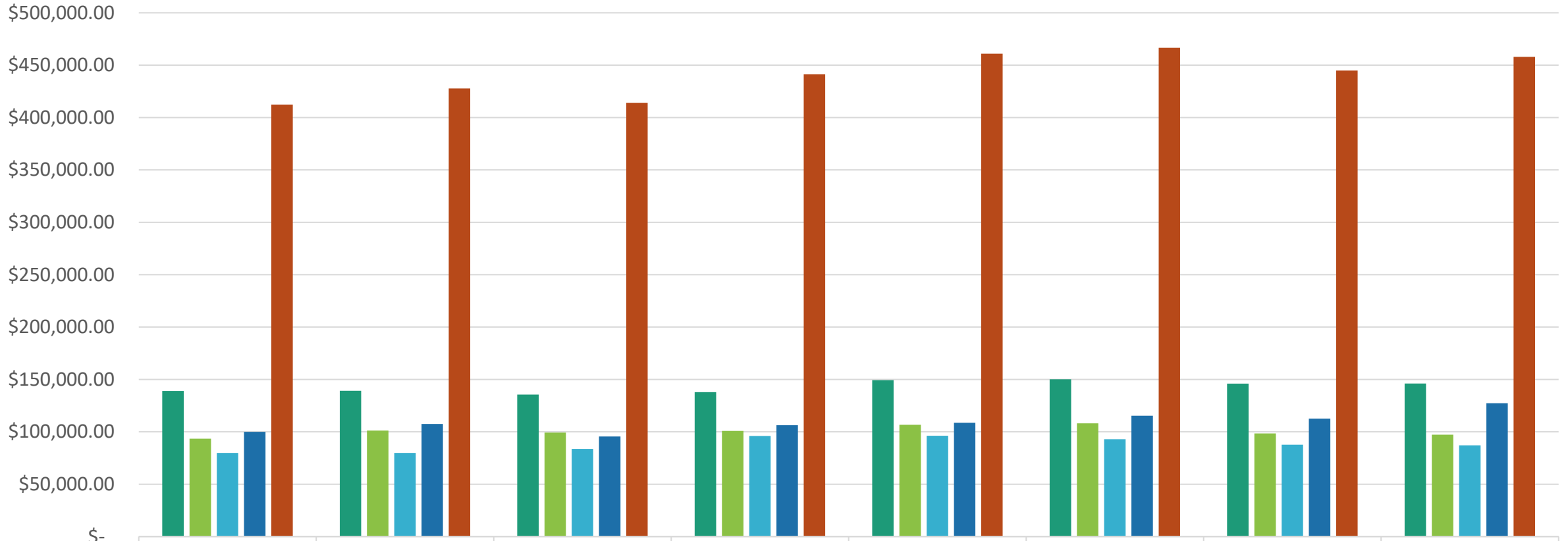
# LODGING QUARTERLY COLLECTIONS 2013-2020



	2013	2014	2015	2016	2017	2018	2019	2020
1ST Q	\$59,708.00	\$63,525.00	\$76,505.00	\$87,938.00	\$94,225.00	\$88,766.00	\$96,699.51	\$70,078.01
2ND Q	\$41,068.00	\$35,521.00	\$46,083.00	\$53,059.00	\$64,375.00	\$86,681.00	\$61,965.94	\$15,413.58
3RD Q	\$59,044.00	\$66,470.00	\$80,887.00	\$104,361.00	\$110,640.00	\$106,213.00	\$113,745.14	\$65,193.97
4th Q	\$41,853.00	\$47,479.00	\$51,839.00	\$67,466.00	\$69,604.00	\$78,414.00	\$64,988.06	\$45,976.55
Total	\$201,673.00	\$212,995.00	\$255,314.00	\$312,824.00	\$338,844.00	\$360,074.00	\$337,398.65	\$196,662.11

■ 1ST Q   
 ■ 2ND Q   
 ■ 3RD Q   
 ■ 4th Q   
 ■ Total

## UTILITIES QUARTERLY COLLECTIONS 2013-2020

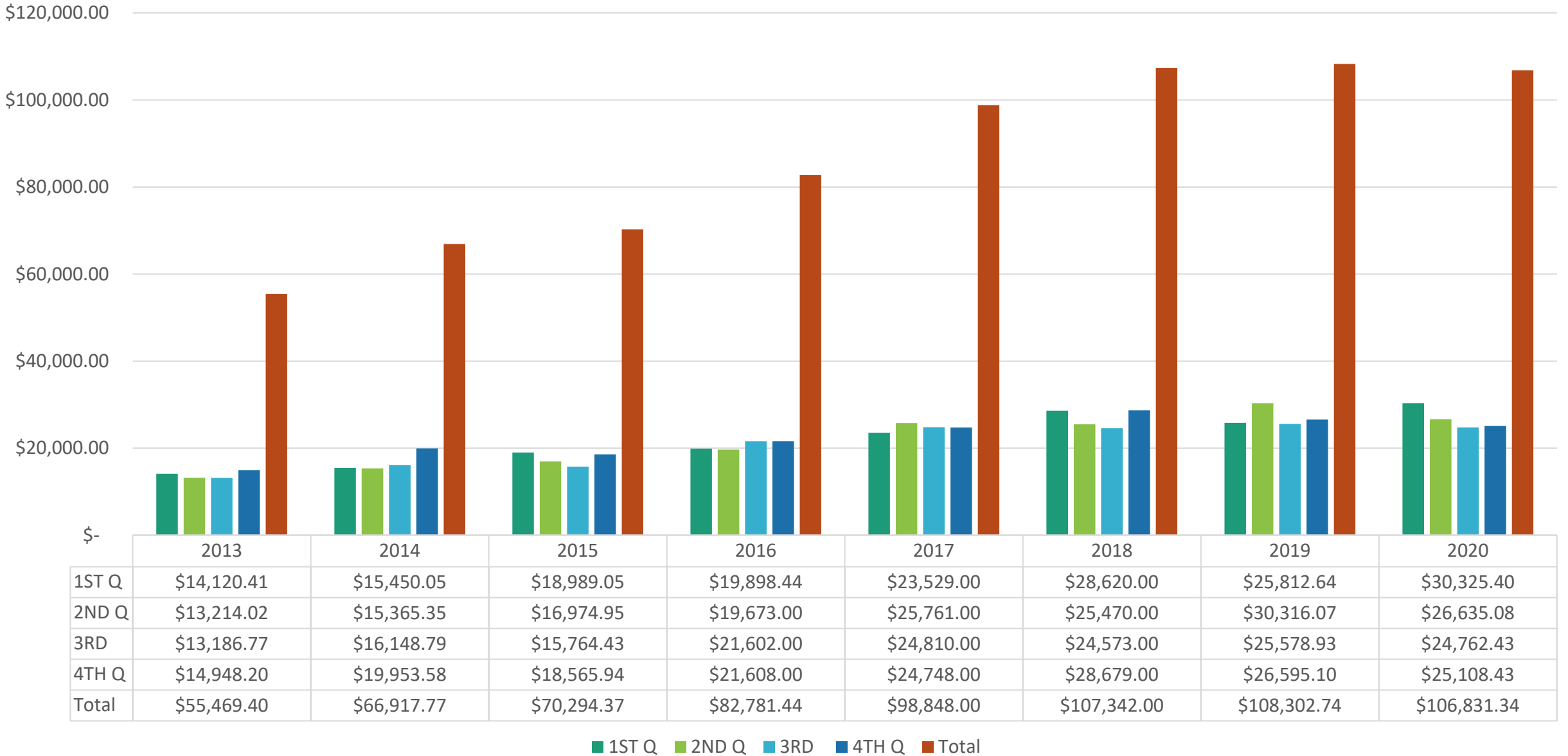


	2013	2014	2015	2016	2017	2018	2019	2020
1ST Q	\$138,986.76	\$139,163.47	\$135,528.00	\$137,923.00	\$149,364.00	\$150,181.00	\$146,026.55	\$146,137.21
2ND Q	\$93,477.93	\$101,225.47	\$99,307.00	\$100,861.00	\$106,714.00	\$108,099.00	\$98,470.49	\$97,265.57
3RD Q	\$79,883.97	\$79,870.70	\$83,677.00	\$96,068.00	\$96,252.00	\$92,926.00	\$87,714.27	\$87,130.12
4TH Q	\$100,029.13	\$107,506.06	\$95,573.00	\$106,348.00	\$108,603.00	\$115,323.00	\$112,669.19	\$127,342.60
Total	\$412,377.79	\$427,765.70	\$414,085.00	\$441,200.00	\$460,933.00	\$466,529.00	\$444,880.50	\$457,875.50

■ 1ST Q  
 ■ 2ND Q  
 ■ 3RD Q  
 ■ 4TH Q  
 ■ Total

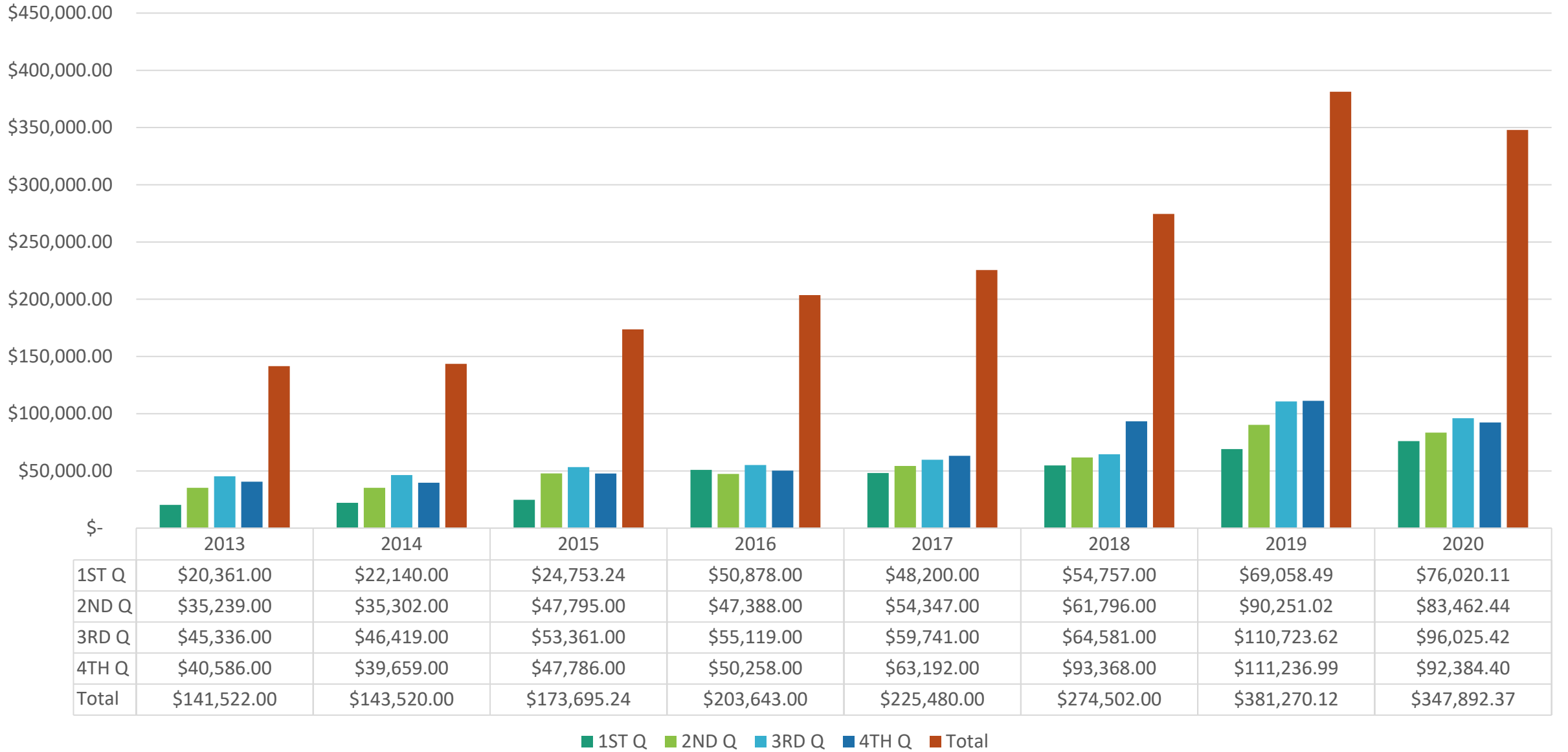


# AUTOMOTIVE QUARTERLY COLLECTIONS 2013-2020

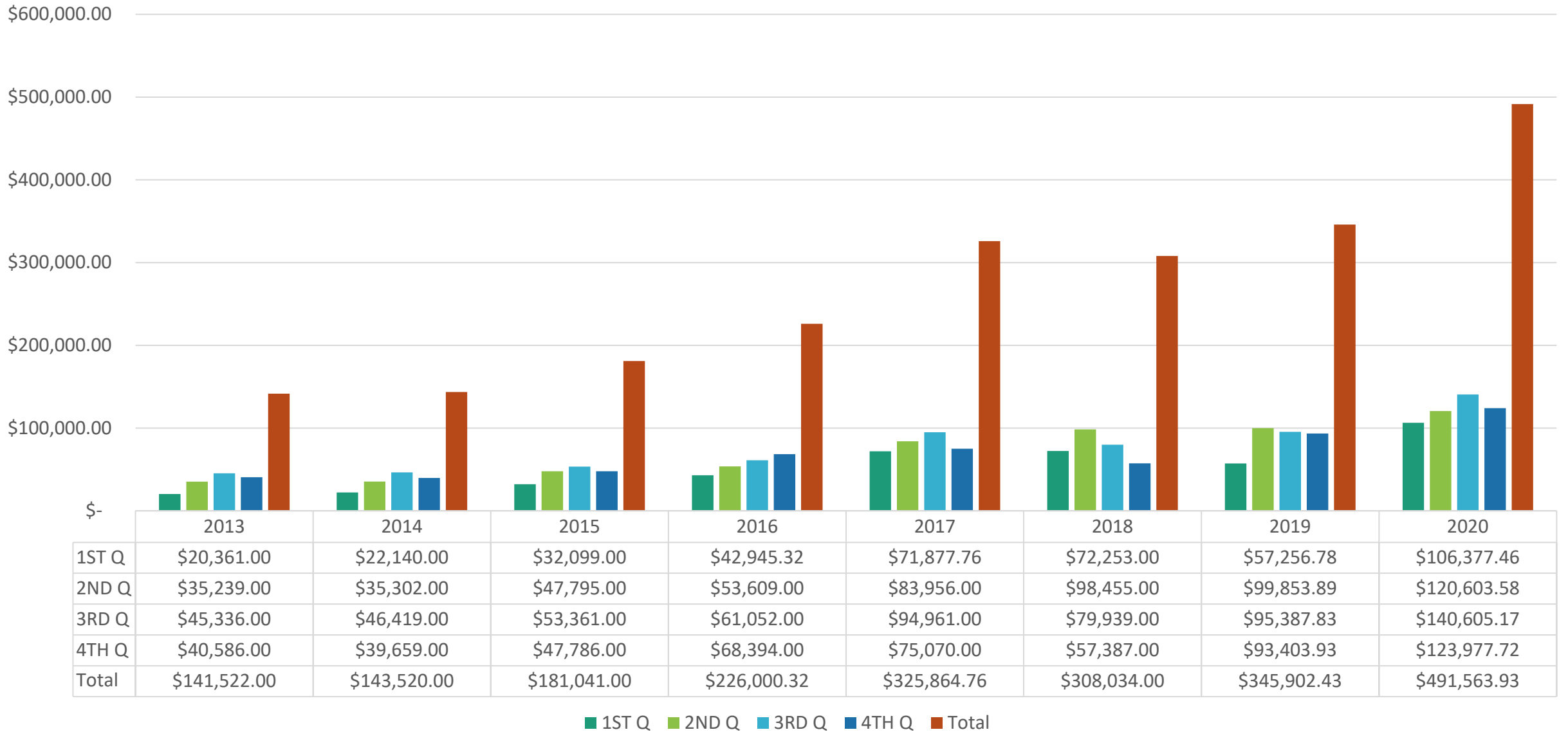


■ 1ST Q  
 ■ 2ND Q  
 ■ 3RD  
 ■ 4TH Q  
 ■ Total

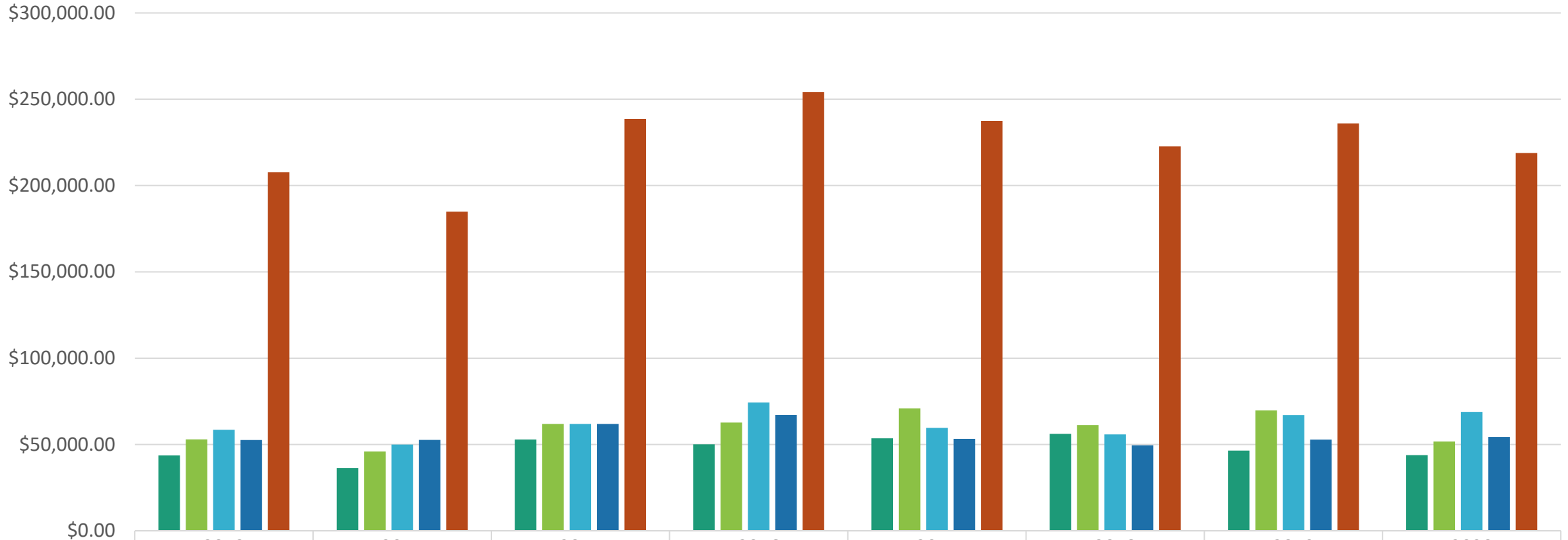
# MISCELLANEOUS QUARTERLY COLLECTIONS 2013-2020



## BUILDING/CONSTRUCTION QUARTERLY COLLECTIONS 2013-2020



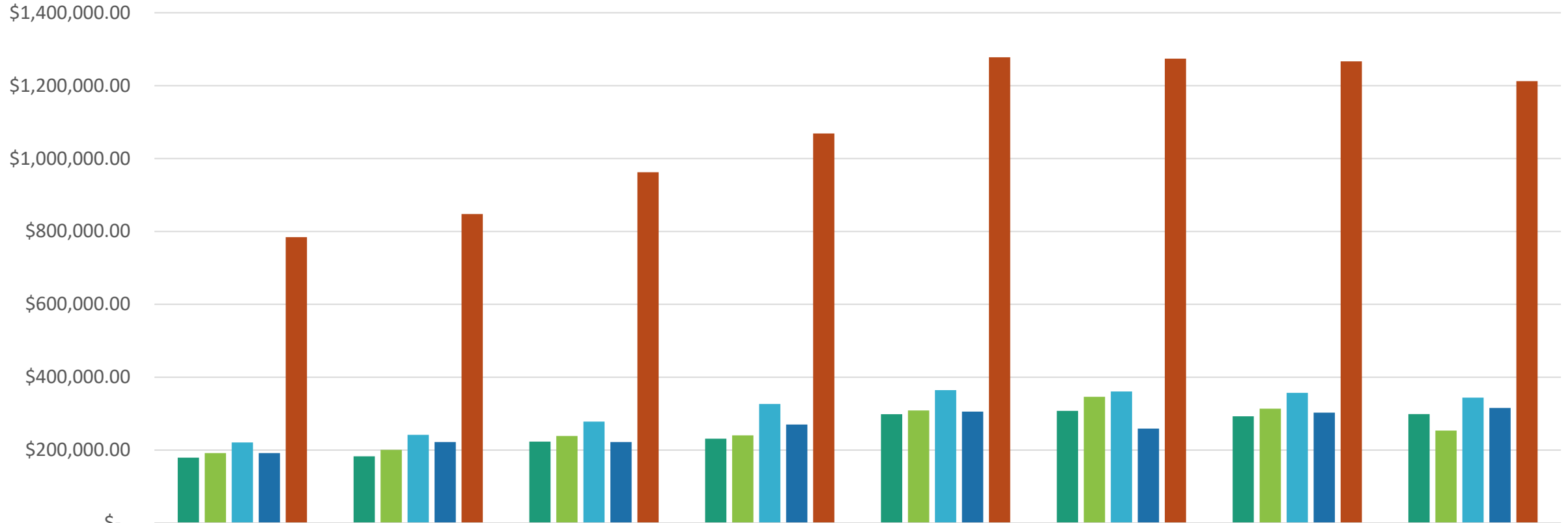
## DOWNTOWN DISTRICT QUARTERLY 2013-2020



	2013	2014	2015	2016	2017	2018	2019	2020
FIRST QUARTER	\$43,667.00	\$36,372.00	\$52,910.00	\$50,106.00	\$53,590.17	\$56,150.00	\$46,445.56	\$43,835.85
SECOND QUARTER	\$52,967.00	\$45,903.00	\$61,897.00	\$62,723.00	\$70,919.00	\$61,248.00	\$69,735.79	\$51,744.09
THIRD QUARTER	\$58,543.00	\$49,962.00	\$61,872.00	\$74,307.00	\$59,655.00	\$55,818.00	\$66,983.36	\$68,899.51
FOURTH QUARTER	\$52,589.00	\$52,644.00	\$61,928.00	\$67,054.00	\$53,234.00	\$49,502.00	\$52,845.23	\$54,356.34
TOTAL	\$207,766.00	\$184,881.00	\$238,607.00	\$254,190.00	\$237,398.17	\$222,718.00	\$236,009.94	\$218,835.79

■ FIRST QUARTER   
 ■ SECOND QUARTER   
 ■ THIRD QUARTER   
 ■ FOURTH QUARTER   
 ■ TOTAL

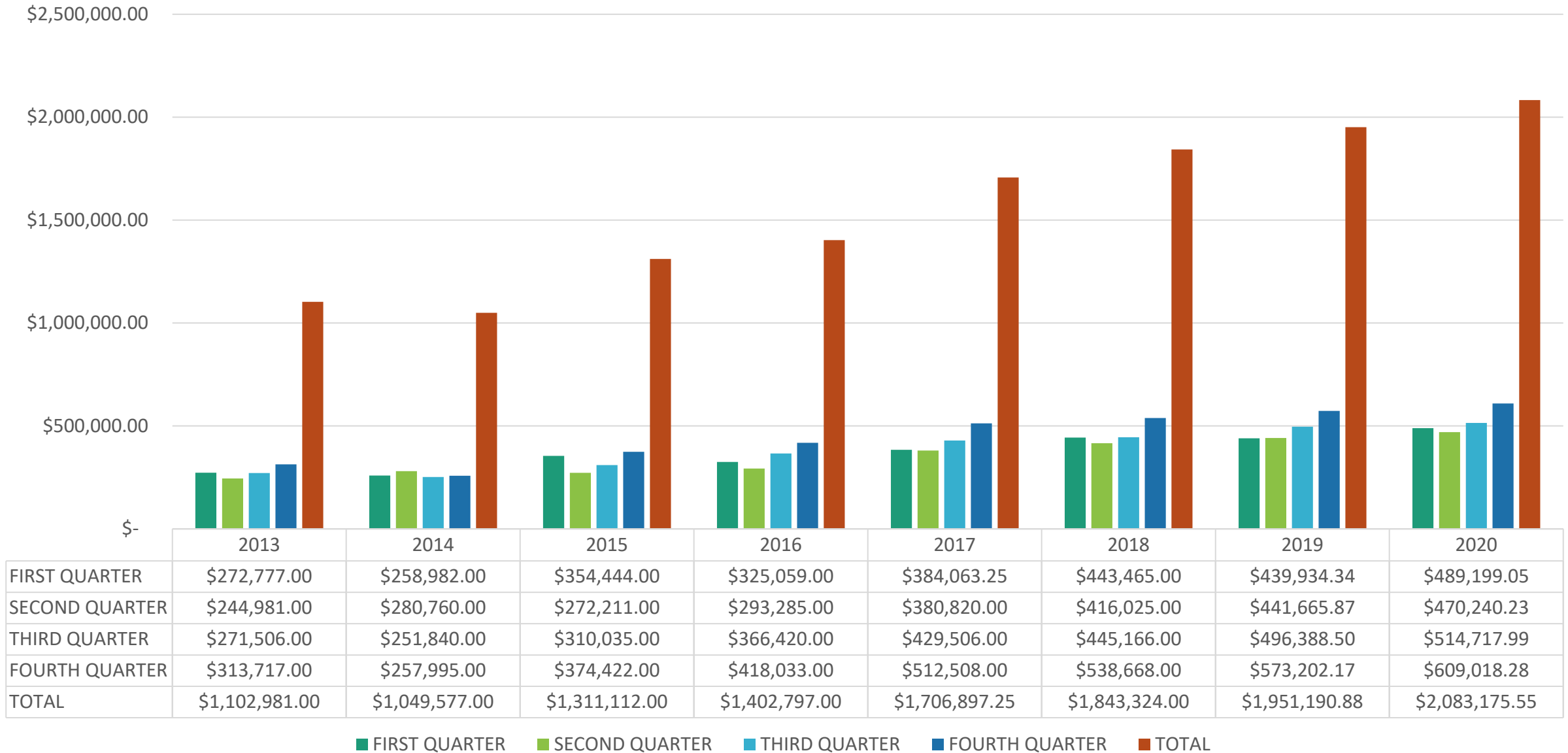
# CHAMBERS AVENUE QUARTERLY 2013-2020



	2013	2014	2015	2016	2017	2018	2019	2020
FIRST QUARTER	\$179,418.00	\$183,052.00	\$223,270.00	\$231,277.00	\$298,612.00	\$307,670.00	\$292,733.84	\$298,756.44
SECOND QUARTER	\$191,927.00	\$200,696.00	\$238,789.00	\$240,491.00	\$308,898.00	\$346,299.00	\$313,868.66	\$253,722.58
THIRD QUARTER	\$221,164.00	\$241,837.00	\$278,328.00	\$326,572.00	\$364,644.00	\$361,030.00	\$357,327.32	\$344,048.02
FOURTH QUARTER	\$191,945.00	\$222,332.00	\$222,157.00	\$270,386.00	\$305,657.00	\$259,168.00	\$302,803.46	\$315,747.61
TOTAL	\$784,454.00	\$847,917.00	\$962,544.00	\$1,068,726.00	\$1,277,811.00	\$1,274,167.00	\$1,266,733.28	\$1,212,274.65

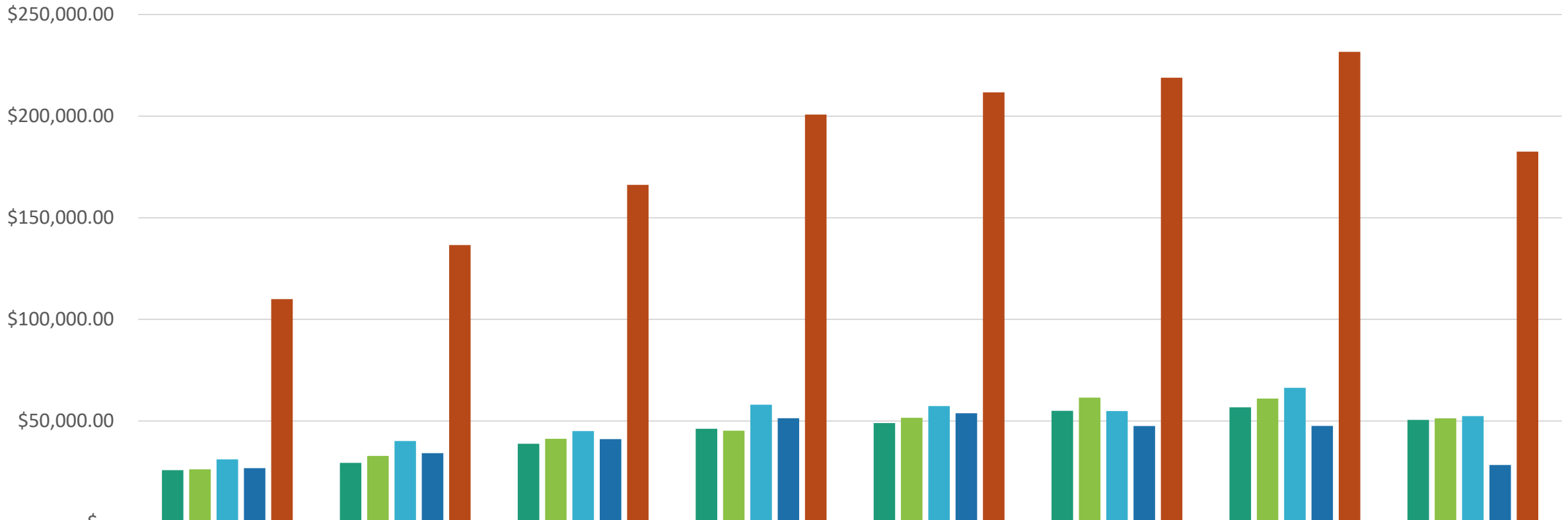
■ FIRST QUARTER   
 ■ SECOND QUARTER   
 ■ THIRD QUARTER   
 ■ FOURTH QUARTER   
 ■ TOTAL

## MARKET STREET QUARTERLY 2013-2020



■ FIRST QUARTER   
 ■ SECOND QUARTER   
 ■ THIRD QUARTER   
 ■ FOURTH QUARTER   
 ■ TOTAL

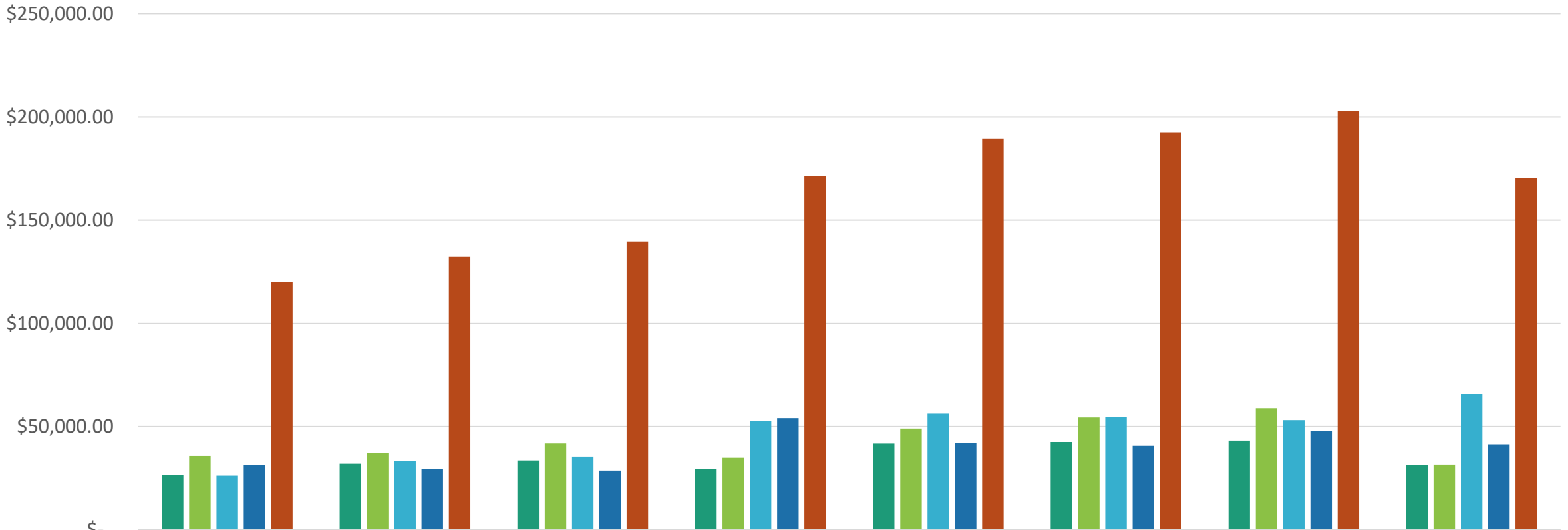
## HIGHWAY 6/GRAND AVE. QUARTERLY 2013-2020



	2013	2014	2015	2016	2017	2018	2019	2020
FIRST QUARTER	\$25,792.00	\$29,394.00	\$38,794.00	\$46,160.00	\$48,955.00	\$54,992.00	\$56,722.49	\$50,516.40
SECOND QUARTER	\$26,223.00	\$32,839.00	\$41,246.00	\$45,253.00	\$51,585.00	\$61,510.00	\$61,015.27	\$51,284.82
THIRD QUARTER	\$31,120.00	\$40,130.00	\$45,046.00	\$58,024.00	\$57,328.00	\$54,904.00	\$66,342.79	\$52,400.11
FOURTH QUARTER	\$26,807.00	\$34,187.00	\$41,083.00	\$51,342.00	\$53,826.00	\$47,507.00	\$47,578.01	\$28,355.08
TOTAL	\$109,942.00	\$136,550.00	\$166,169.00	\$200,779.00	\$211,694.00	\$218,913.00	\$231,658.56	\$182,556.41

■ FIRST QUARTER   
 ■ SECOND QUARTER   
 ■ THIRD QUARTER   
 ■ FOURTH QUARTER   
 ■ TOTAL

## EAGLE RANCH QUARTERLY 2013-2020

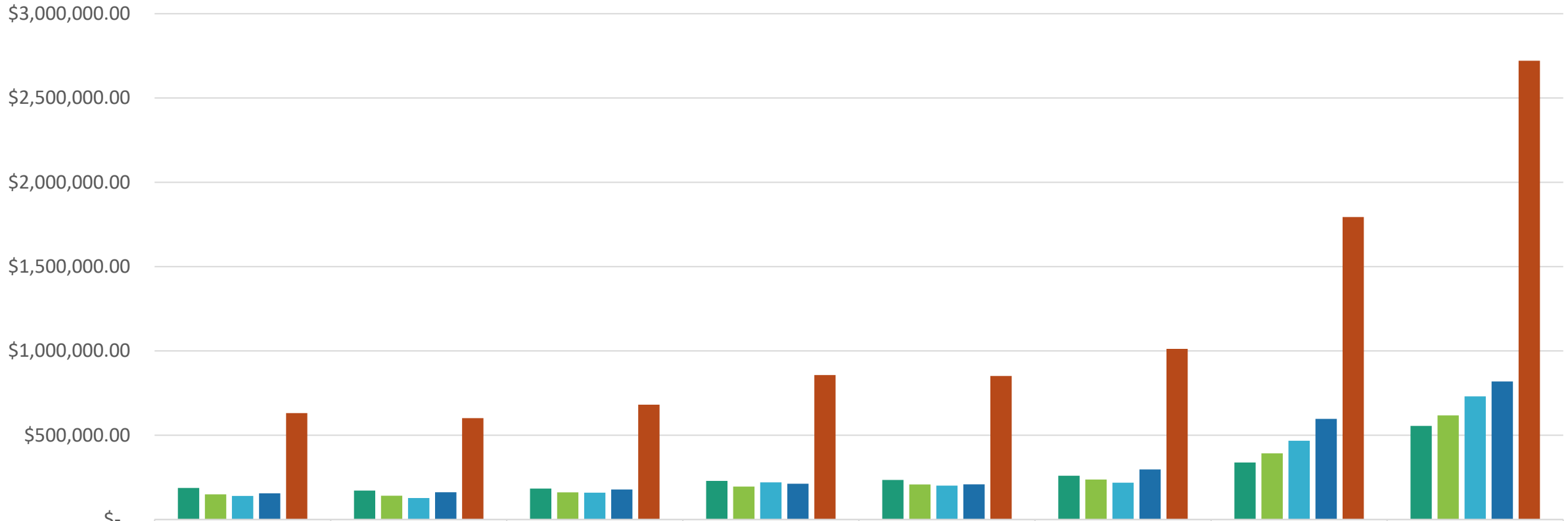


	2013	2014	2015	2016	2017	2018	2019	2020
FIRST QUARTER	\$26,464.00	\$32,052.00	\$33,623.00	\$29,345.00	\$41,784.98	\$42,545.00	\$43,251.46	\$31,496.02
SECOND QUARTER	\$35,825.00	\$37,262.00	\$41,824.00	\$34,938.00	\$49,038.00	\$54,401.00	\$58,929.66	\$31,606.89
THIRD QUARTER	\$26,261.00	\$33,395.00	\$35,477.00	\$52,884.00	\$56,278.00	\$54,607.00	\$53,106.16	\$65,937.54
FOURTH QUARTER	\$31,388.00	\$29,517.00	\$28,733.00	\$54,097.00	\$42,147.00	\$40,690.00	\$47,723.98	\$41,416.29
TOTAL	\$119,938.00	\$132,226.00	\$139,657.00	\$171,264.00	\$189,247.98	\$192,243.00	\$203,011.26	\$170,456.74

■ FIRST QUARTER   
 ■ SECOND QUARTER   
 ■ THIRD QUARTER   
 ■ FOURTH QUARTER   
 ■ TOTAL



## OTHER AREAS QUARTERLY 2013-2020



	2013	2014	2015	2016	2017	2018	2019	2020
FIRST QUARTER	\$186,961.19	\$171,796.61	\$183,383.03	\$229,127.69	\$234,778.69	\$259,539.00	\$338,012.75	\$555,182.07
SECOND QUARTER	\$148,949.88	\$141,014.04	\$160,757.38	\$195,076.63	\$207,623.15	\$237,021.00	\$392,136.41	\$616,999.50
THIRD QUARTER	\$139,500.56	\$127,070.21	\$158,928.56	\$220,255.03	\$200,688.45	\$218,563.00	\$467,197.05	\$729,873.31
FOURTH QUARTER	\$155,425.00	\$161,456.00	\$177,695.00	\$212,234.00	\$208,104.00	\$296,808.00	\$596,612.93	\$818,565.72
TOTAL	\$630,836.63	\$601,336.86	\$680,763.97	\$856,693.35	\$851,194.29	\$1,011,931.00	\$1,793,959.14	\$2,720,620.60

■ FIRST QUARTER   
 ■ SECOND QUARTER   
 ■ THIRD QUARTER   
 ■ FOURTH QUARTER   
 ■ TOTAL