

# Town of Eagle

## Sales Tax Report

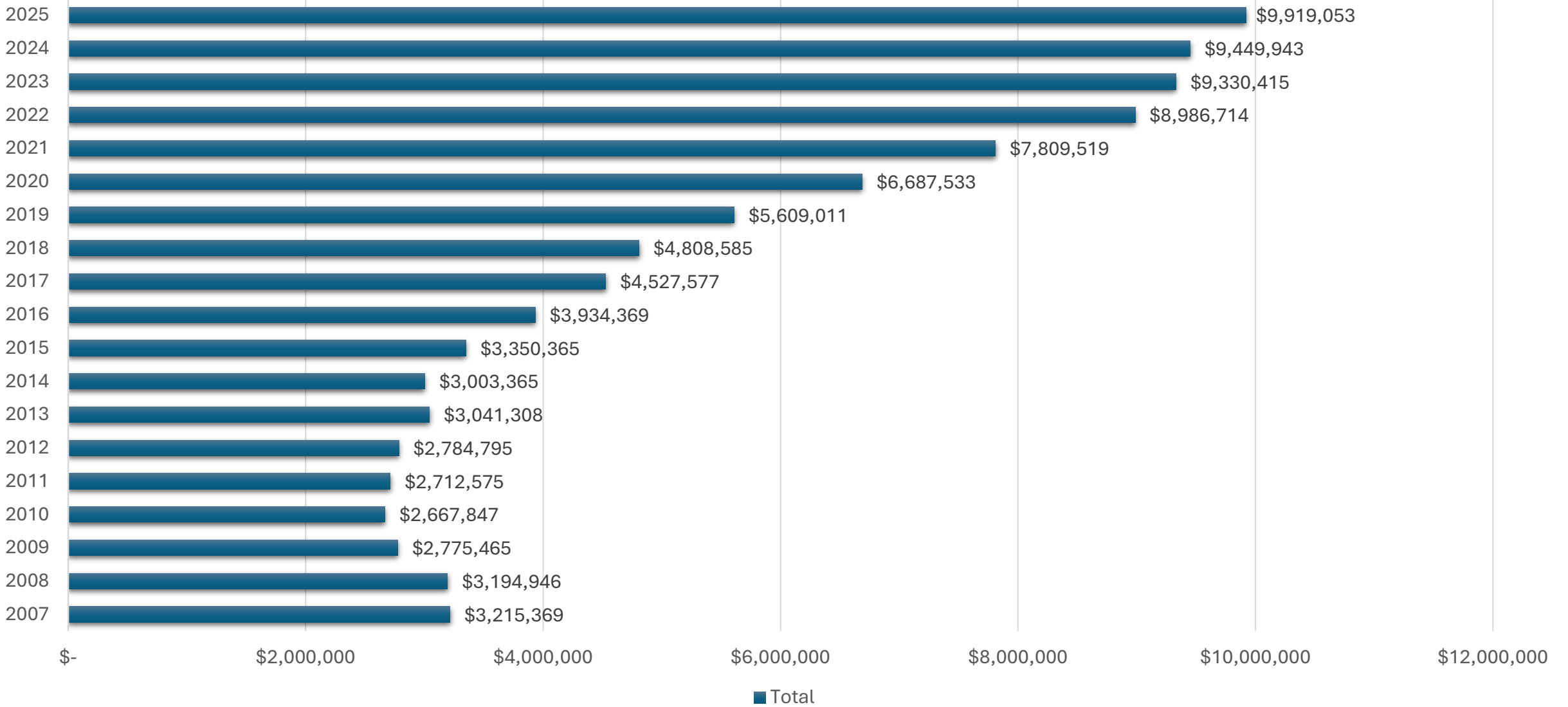
YTD 12/31/2025

# Sales Tax Earned by Revenue Period

- Online Sales
- Motor Vehicle Sales
- Everything Else

# ANNUAL TOTAL SALES TAX INCLUDING MOTOR VEHICLES 2007-2025 REVENUE PERIOD TOTALS

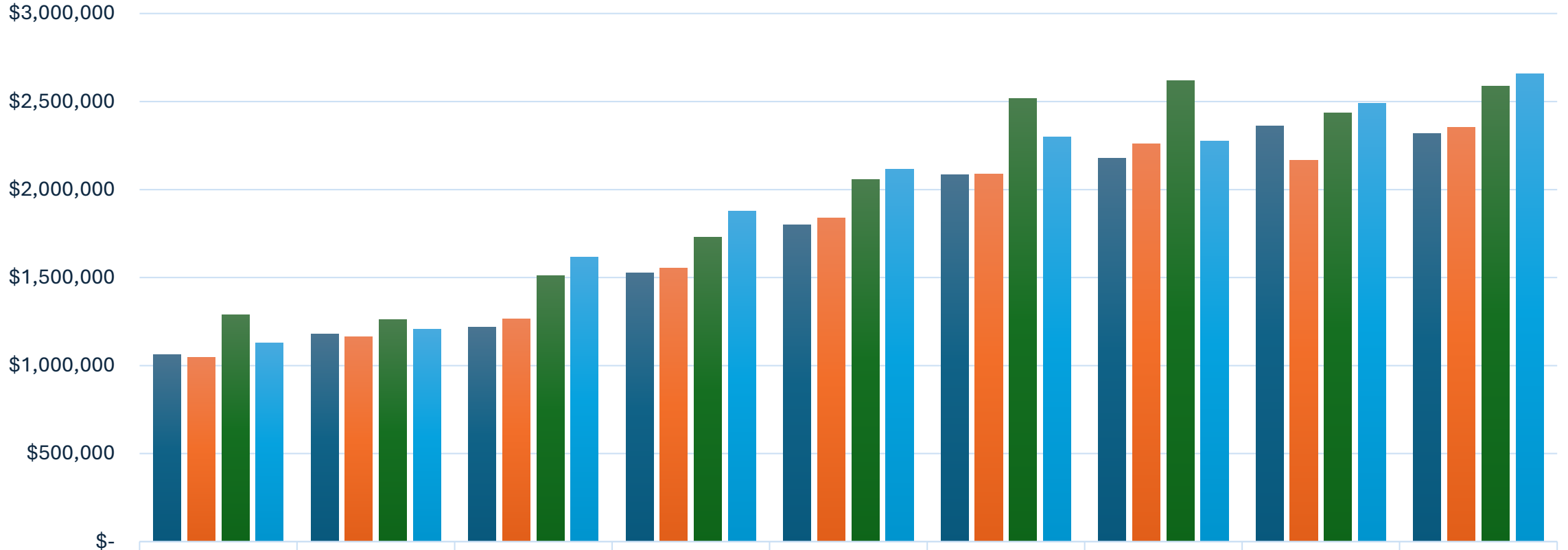
*\*2016 - PRESENT INCLUDES 0.5% SALES TAX INCREASE*



# TOTAL SALES TAX BY QUARTER INCLUDING MOTOR VEHICLES

## 2017-2025

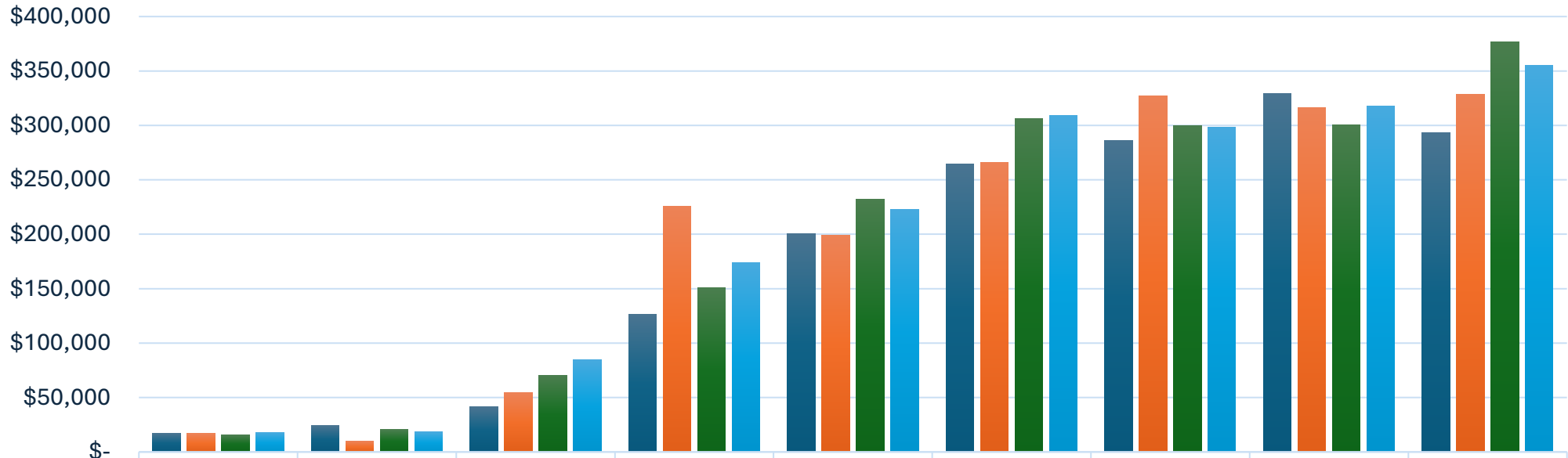
### REVENUE PERIOD TOTALS



	2017	2018	2019	2020	2021	2022	2023	2024	2025
■ FIRST QUARTER	\$1,063,301	\$1,178,719	\$1,216,660	\$1,524,520	\$1,798,342	\$2,082,888	\$2,177,138	\$2,360,246	\$2,318,216
■ SECOND QUARTER	\$1,046,588	\$1,162,266	\$1,265,853	\$1,555,060	\$1,838,623	\$2,088,121	\$2,259,724	\$2,164,519	\$2,354,029
■ THIRD QUARTER	\$1,289,013	\$1,260,442	\$1,509,011	\$1,730,598	\$2,057,099	\$2,516,655	\$2,617,098	\$2,436,291	\$2,588,885
■ FOURTH QUARTER	\$1,128,675	\$1,207,159	\$1,617,487	\$1,877,355	\$2,115,455	\$2,299,051	\$2,276,455	\$2,488,887	\$2,657,924

■ FIRST QUARTER   
 ■ SECOND QUARTER   
 ■ THIRD QUARTER   
 ■ FOURTH QUARTER

# ONLINE SALES TAX BY QUARTER 2017-2025 REVENUE PERIOD TOTALS



	2017	2018	2019	2020	2021	2022	2023	2024	2025
■ FIRST QUARTER	\$17,179	\$24,250	\$41,364	\$126,299	\$200,373	\$264,177	\$286,437	\$329,524	\$293,092
■ SECOND QUARTER	\$16,876	\$10,047	\$54,246	\$225,510	\$199,020	\$266,072	\$326,860	\$316,560	\$328,855
■ THIRD QUARTER	\$15,759	\$20,631	\$70,029	\$150,797	\$232,192	\$306,341	\$299,787	\$300,503	\$376,634
■ FOURTH QUARTER	\$18,013	\$18,402	\$84,984	\$174,102	\$222,896	\$309,340	\$298,504	\$317,880	\$355,510

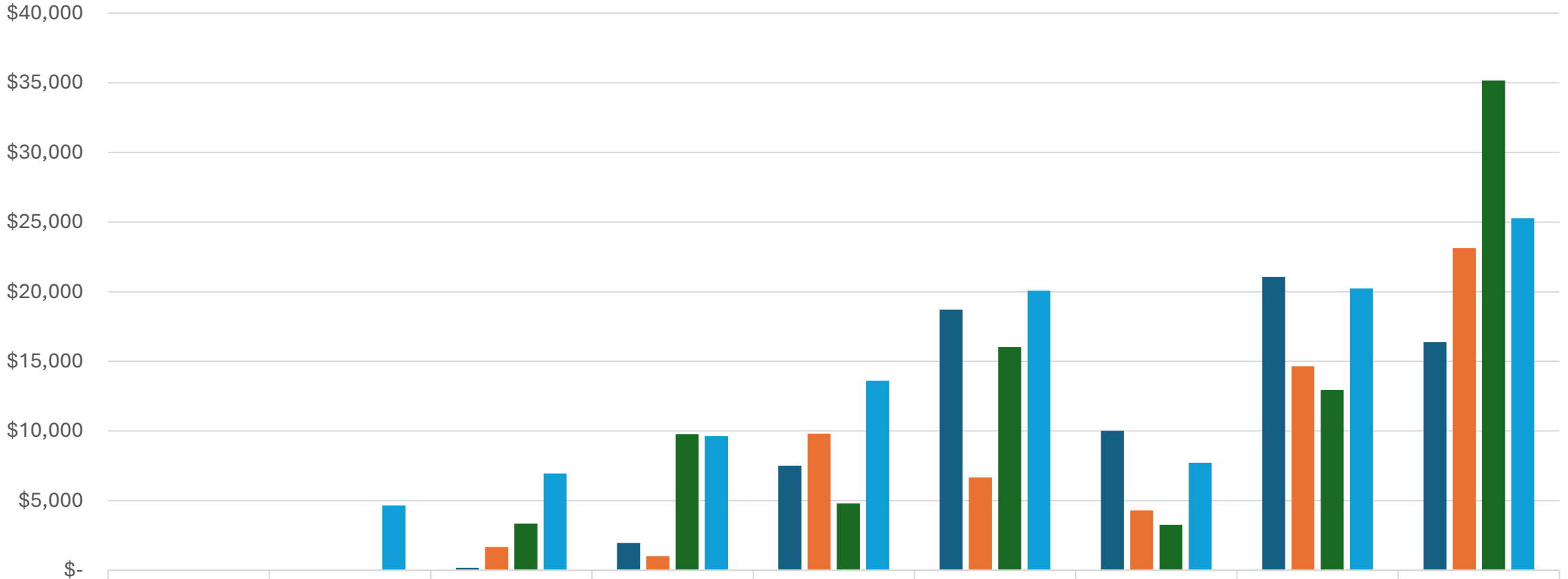
■ FIRST QUARTER   ■ SECOND QUARTER   ■ THIRD QUARTER   ■ FOURTH QUARTER

*Online sales are included in the retail and out of area sectors.*

# MOTOR VEHICLE SALES TAX BY QUARTER

## 2017-2025

### REVENUE PERIOD TOTALS



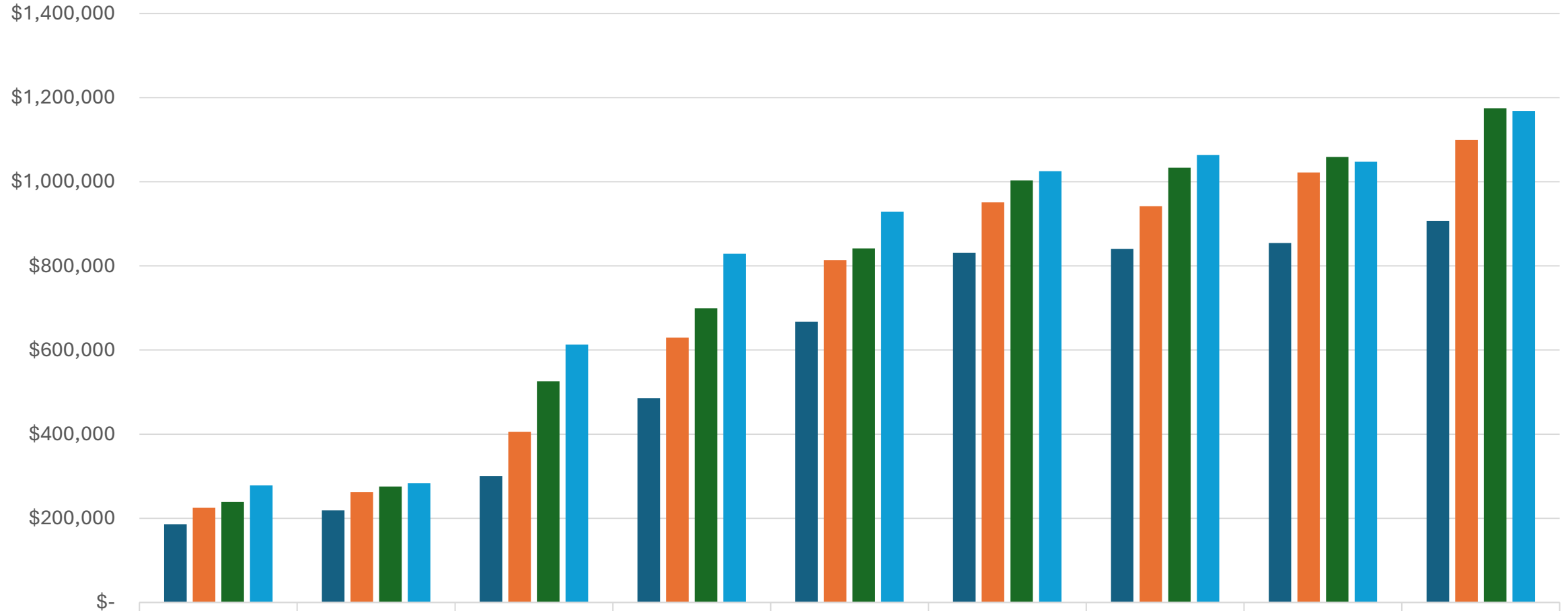
	2017	2018	2019	2020	2021	2022	2023	2024	2025
FIRST QUARTER			\$172	\$1,954	\$7,504	\$18,717	\$10,021	\$21,075	\$16,374
SECOND QUARTER			\$1,677	\$1,014	\$9,794	\$6,652	\$4,285	\$14,647	\$23,142
THIRD QUARTER			\$3,338	\$9,760	\$4,799	\$16,033	\$3,258	\$12,937	\$35,155
FOURTH QUARTER		\$4,654	\$6,950	\$9,628	\$13,606	\$20,077	\$7,717	\$20,237	\$25,283

■ FIRST QUARTER   
 ■ SECOND QUARTER   
 ■ THIRD QUARTER   
 ■ FOURTH QUARTER

# Sales Tax Collected by Source Type

- Retail
- Food
- Restaurants & Bars
- Liquor Stores
- Lodging
- Utilities
- Automotive
- Building / Construction

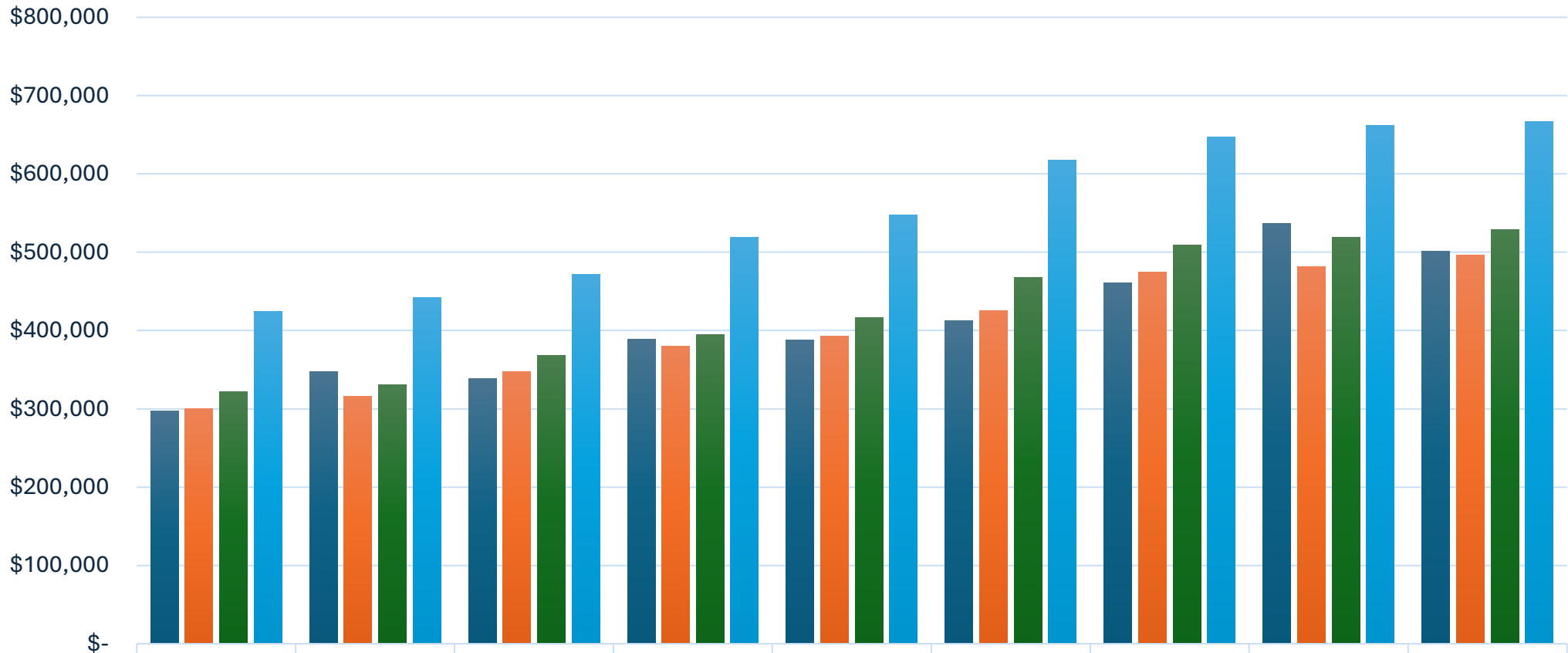
# RETAIL QUARTERLY COLLECTIONS 2017-2025



	2017	2018	2019	2020	2021	2022	2023	2024	2025
FIRST QUARTER	\$185,714	\$218,784	\$300,364	\$485,838	\$667,134	\$831,233	\$840,766	\$854,122	\$906,624
SECOND QUARTER	\$225,023	\$262,236	\$405,199	\$629,208	\$813,291	\$951,083	\$941,600	\$1,022,225	\$1,099,883
THIRD QUARTER	\$238,598	\$275,314	\$525,347	\$699,684	\$841,445	\$1,003,368	\$1,033,090	\$1,059,036	\$1,174,619
FOURTH QUARTER	\$277,948	\$283,475	\$612,820	\$828,970	\$929,026	\$1,025,240	\$1,063,682	\$1,047,533	\$1,168,241

■ FIRST QUARTER   
 ■ SECOND QUARTER   
 ■ THIRD QUARTER   
 ■ FOURTH QUARTER

# FOOD QUARTERLY COLLECTIONS 2017-2025

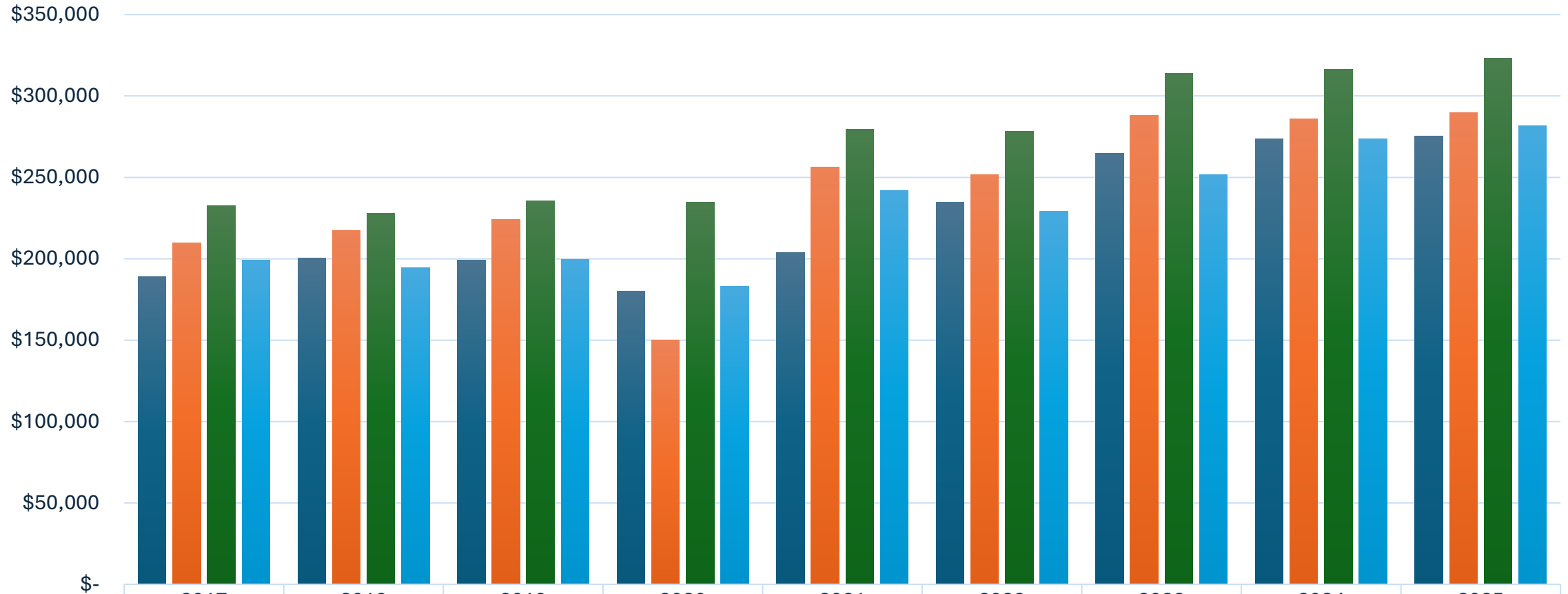


	2017	2018	2019	2020	2021	2022	2023	2024	2025
FIRST QUARTER	\$296,864	\$347,751	\$338,156	\$389,097	\$387,599	\$412,769	\$460,777	\$536,982	\$501,519
SECOND QUARTER	\$300,118	\$316,229	\$347,465	\$379,809	\$392,970	\$424,952	\$474,875	\$481,093	\$496,835
THIRD QUARTER	\$321,577	\$330,363	\$367,876	\$394,504	\$416,289	\$467,454	\$508,883	\$518,949	\$529,082
FOURTH QUARTER	\$424,063	\$442,328	\$472,068	\$519,361	\$547,593	\$617,970	\$646,945	\$662,122	\$667,170

■ FIRST QUARTER   
 ■ SECOND QUARTER   
 ■ THIRD QUARTER   
 ■ FOURTH QUARTER

# RESTAURANTS & BARS QUARTERLY COLLECTIONS

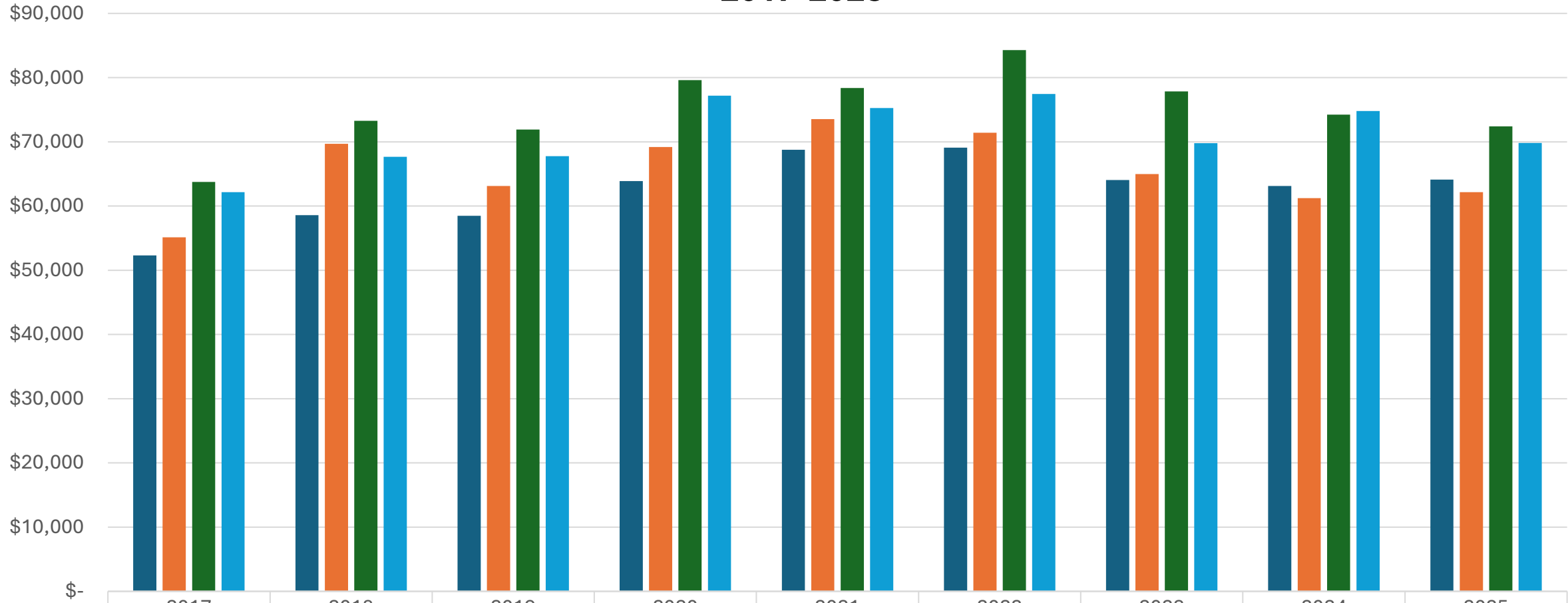
## 2017-2025



	2017	2018	2019	2020	2021	2022	2023	2024	2025
FIRST QUARTER	\$189,058	\$200,313	\$199,299	\$180,124	\$203,592	\$234,517	\$264,928	\$273,490	\$275,499
SECOND QUARTER	\$209,724	\$217,359	\$224,332	\$149,892	\$256,096	\$251,820	\$288,175	\$285,961	\$289,640
THIRD QUARTER	\$232,501	\$228,013	\$235,608	\$234,503	\$279,407	\$278,420	\$313,717	\$316,542	\$323,007
FOURTH QUARTER	\$199,271	\$194,688	\$199,759	\$183,111	\$241,998	\$229,164	\$251,486	\$273,710	\$281,660

■ FIRST QUARTER   
 ■ SECOND QUARTER   
 ■ THIRD QUARTER   
 ■ FOURTH QUARTER

# LIQUOR STORES QUARTERLY COLLECTIONS 2017-2025

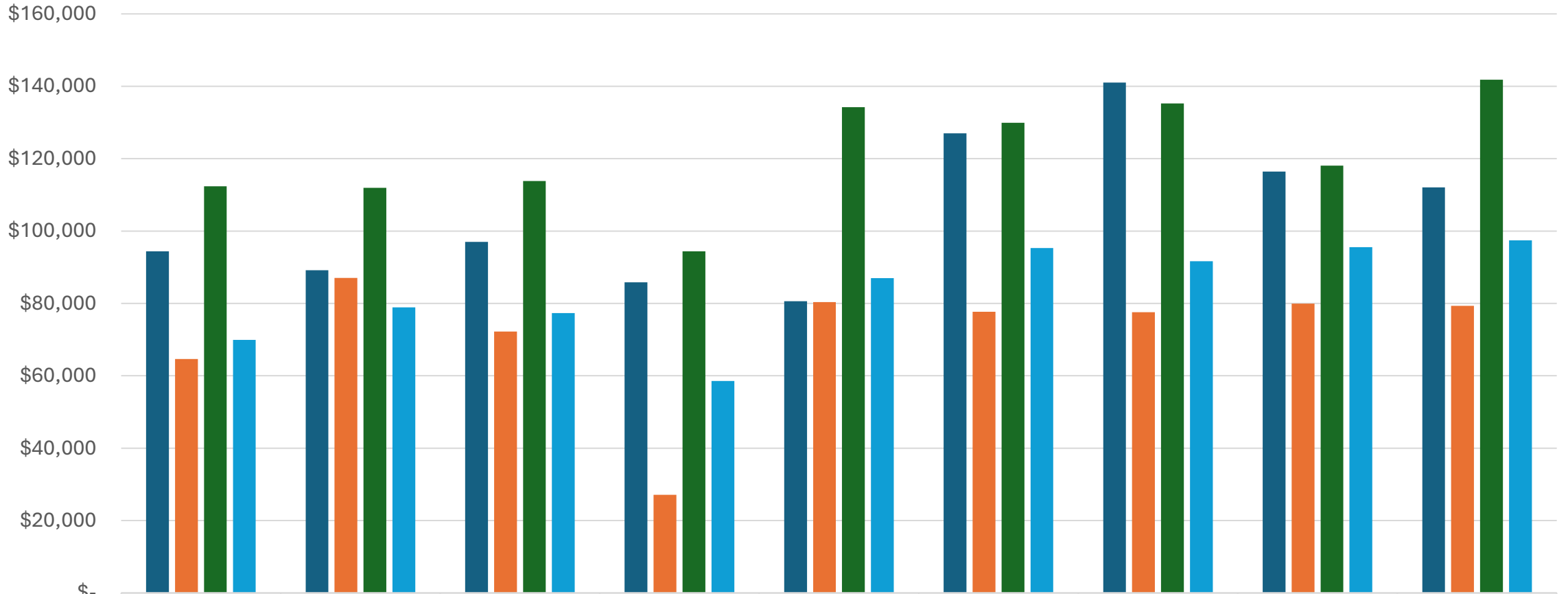


	2017	2018	2019	2020	2021	2022	2023	2024	2025
FIRST QUARTER	\$52,326	\$58,597	\$58,491	\$63,889	\$68,772	\$69,084	\$64,047	\$63,117	\$64,129
SECOND QUARTER	\$55,143	\$69,704	\$63,123	\$69,206	\$73,536	\$71,421	\$64,993	\$61,248	\$62,180
THIRD QUARTER	\$63,749	\$73,287	\$71,922	\$79,624	\$78,390	\$84,297	\$77,870	\$74,239	\$72,419
FOURTH QUARTER	\$62,176	\$67,678	\$67,783	\$77,204	\$75,258	\$77,463	\$69,803	\$74,794	\$69,839

■ FIRST QUARTER   
 ■ SECOND QUARTER   
 ■ THIRD QUARTER   
 ■ FOURTH QUARTER

# LODGING QUARTERLY COLLECTIONS

## 2017-2025

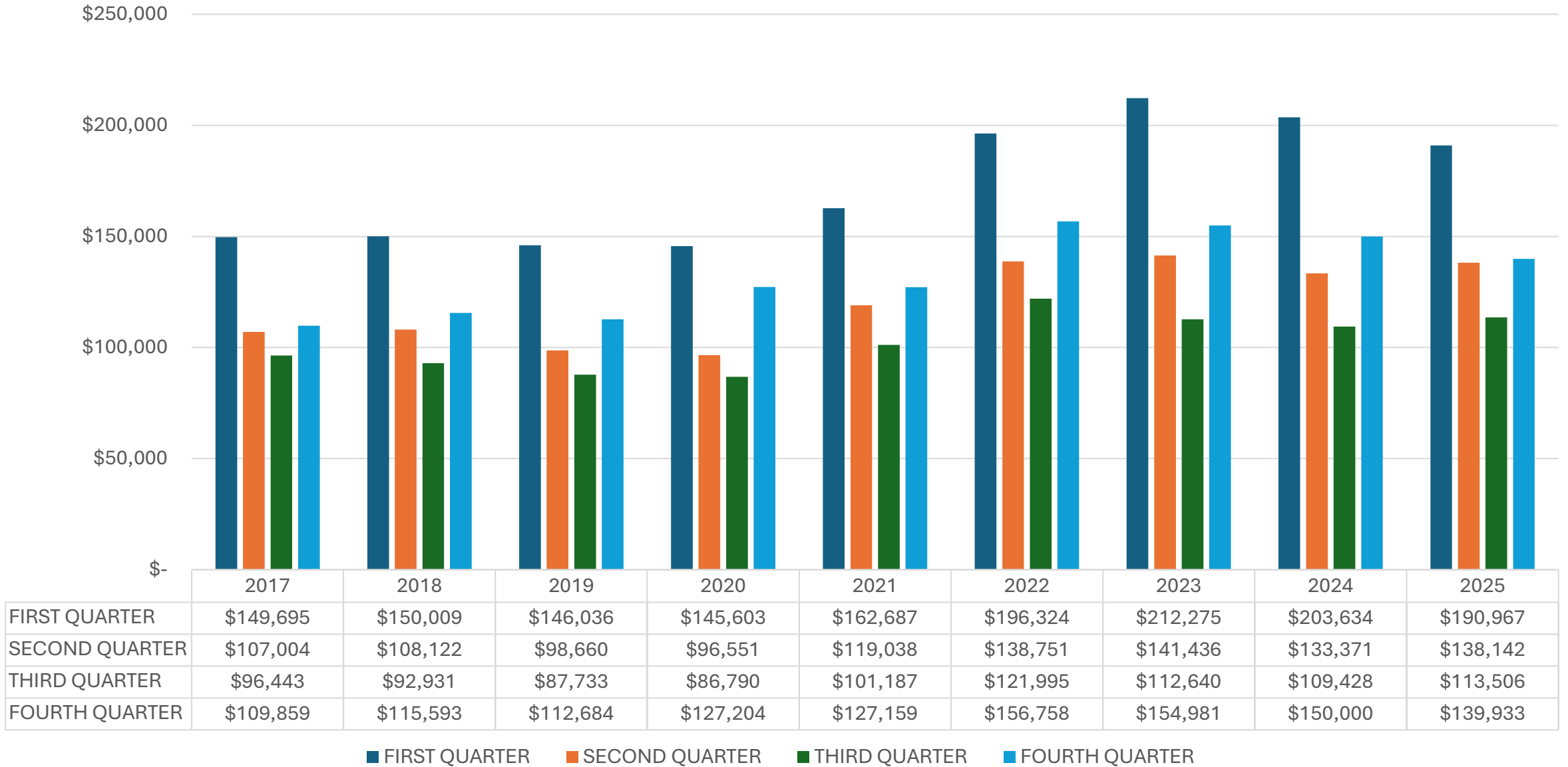


	2017	2018	2019	2020	2021	2022	2023	2024	2025
FIRST QUARTER	\$94,372	\$89,160	\$96,980	\$85,821	\$80,629	\$126,999	\$141,012	\$116,442	\$112,053
SECOND QUARTER	\$64,638	\$87,051	\$72,203	\$27,146	\$80,373	\$77,712	\$77,575	\$79,948	\$79,328
THIRD QUARTER	\$112,350	\$111,926	\$113,819	\$94,412	\$134,246	\$129,902	\$135,231	\$118,078	\$141,832
FOURTH QUARTER	\$69,950	\$78,929	\$77,357	\$58,593	\$86,960	\$95,327	\$91,635	\$95,522	\$97,426

■ FIRST QUARTER   
 ■ SECOND QUARTER   
 ■ THIRD QUARTER   
 ■ FOURTH QUARTER

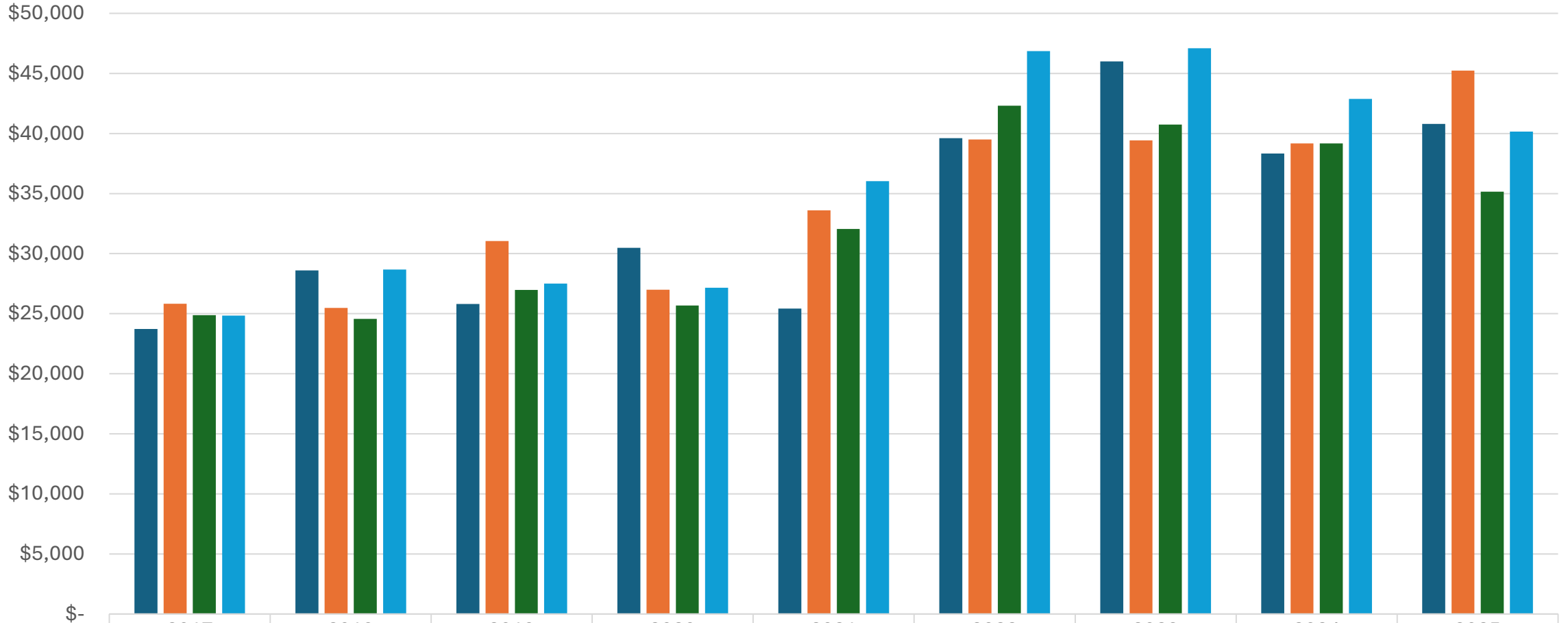
# UTILITIES QUARTERLY COLLECTIONS

## 2017-2025



■ FIRST QUARTER   
 ■ SECOND QUARTER   
 ■ THIRD QUARTER   
 ■ FOURTH QUARTER

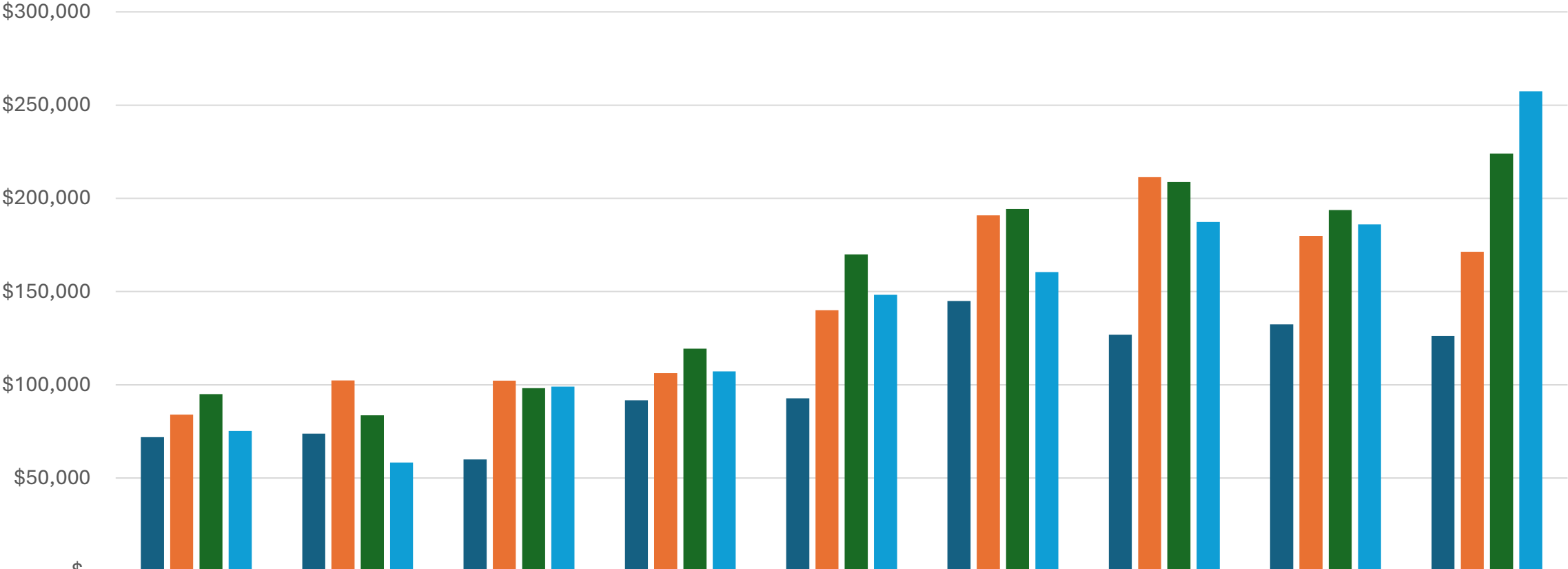
# AUTOMOTIVE QUARTERLY COLLECTIONS 2017-2025



	2017	2018	2019	2020	2021	2022	2023	2024	2025
FIRST QUARTER	\$23,719	\$28,610	\$25,813	\$30,473	\$25,423	\$39,617	\$45,996	\$38,338	\$40,805
SECOND QUARTER	\$25,819	\$25,478	\$31,055	\$26,989	\$33,596	\$39,497	\$39,423	\$39,171	\$45,232
THIRD QUARTER	\$24,874	\$24,573	\$26,977	\$25,688	\$32,051	\$42,305	\$40,749	\$39,174	\$35,158
FOURTH QUARTER	\$24,835	\$28,682	\$27,509	\$27,162	\$36,035	\$46,862	\$47,099	\$42,871	\$40,160

■ FIRST QUARTER   
 ■ SECOND QUARTER   
 ■ THIRD QUARTER   
 ■ FOURTH QUARTER

# BUILDING/CONSTRUCTION QUARTERLY COLLECTIONS 2017-2025



	2017	2018	2019	2020	2021	2022	2023	2024	2025
FIRST QUARTER	\$71,879	\$73,751	\$59,892	\$91,684	\$92,785	\$144,912	\$126,856	\$132,351	\$126,292
SECOND QUARTER	\$83,986	\$102,372	\$102,171	\$106,204	\$139,968	\$190,859	\$211,310	\$179,822	\$171,349
THIRD QUARTER	\$95,046	\$83,570	\$98,198	\$119,426	\$169,972	\$194,263	\$208,806	\$193,754	\$224,013
FOURTH QUARTER	\$75,180	\$58,283	\$99,065	\$107,130	\$148,291	\$160,417	\$187,335	\$186,083	\$257,427

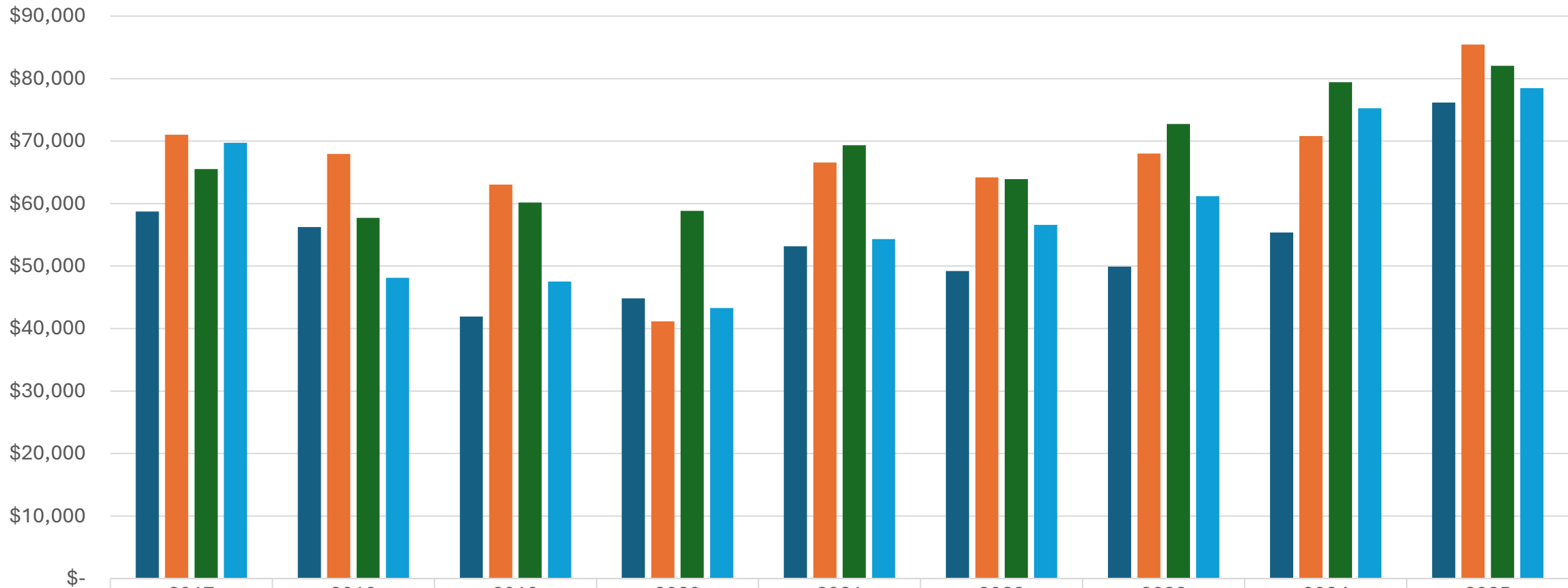
■ FIRST QUARTER   
 ■ SECOND QUARTER   
 ■ THIRD QUARTER   
 ■ FOURTH QUARTER

# Sales Tax Collected by Location

- Downtown District
- Chambers Avenue
- Market Street
- Grand Avenue
- Eagle Ranch
- Other Areas, including Online

# DOWNTOWN DISTRICT QUARTERLY COLLECTIONS

## 2017-2025

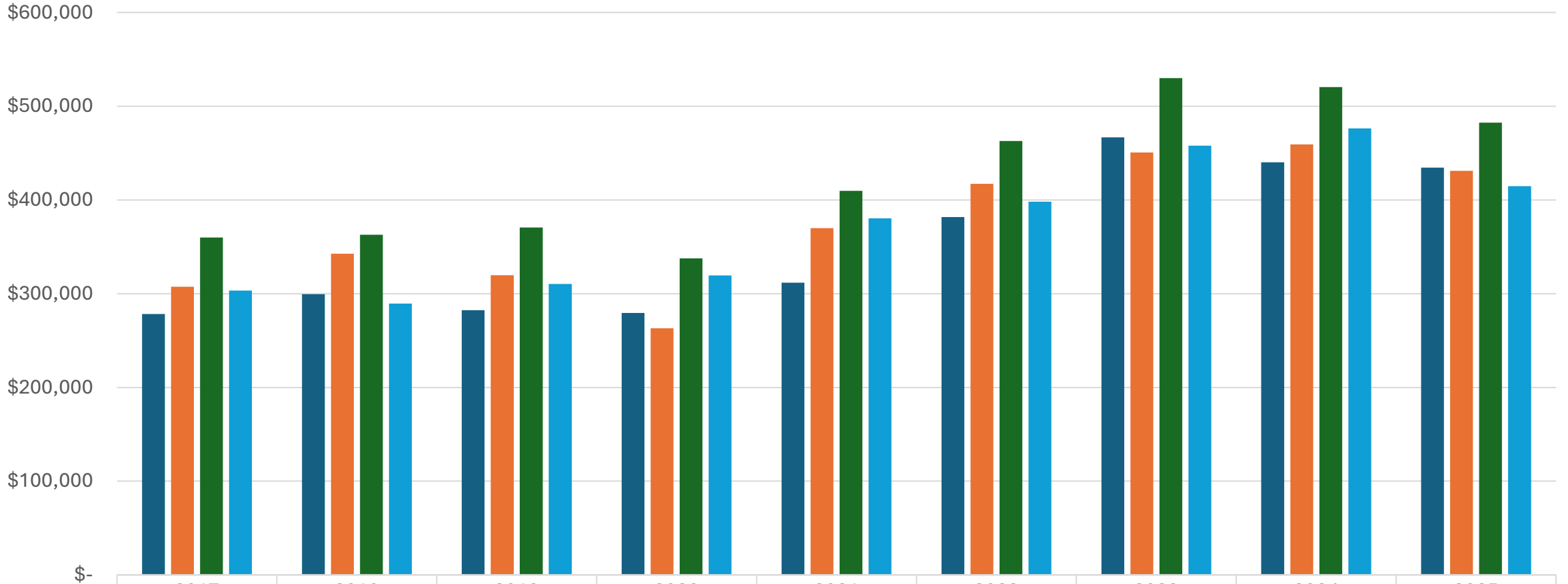


	2017	2018	2019	2020	2021	2022	2023	2024	2025
FIRST QUARTER	\$58,726	\$56,255	\$41,909	\$44,842	\$53,161	\$49,191	\$49,896	\$55,354	\$76,183
SECOND QUARTER	\$71,022	\$67,948	\$63,054	\$41,142	\$66,589	\$64,210	\$67,998	\$70,798	\$85,458
THIRD QUARTER	\$65,524	\$57,727	\$60,171	\$58,851	\$69,347	\$63,907	\$72,739	\$79,412	\$82,052
FOURTH QUARTER	\$69,714	\$48,139	\$47,533	\$43,289	\$54,306	\$56,606	\$61,168	\$75,257	\$78,485

■ FIRST QUARTER   
 ■ SECOND QUARTER   
 ■ THIRD QUARTER   
 ■ FOURTH QUARTER

# CHAMBERS AVENUE QUARTERLY COLLECTIONS

## 2017-2025



	2017	2018	2019	2020	2021	2022	2023	2024	2025
FIRST QUARTER	\$278,305	\$299,453	\$282,401	\$279,462	\$311,820	\$381,757	\$466,810	\$440,202	\$434,460
SECOND QUARTER	\$307,442	\$342,713	\$319,743	\$263,188	\$369,869	\$417,112	\$450,626	\$459,209	\$430,988
THIRD QUARTER	\$359,888	\$362,859	\$370,526	\$337,620	\$409,666	\$462,781	\$529,822	\$520,291	\$482,331
FOURTH QUARTER	\$303,287	\$289,482	\$310,328	\$319,542	\$380,289	\$398,070	\$457,954	\$476,242	\$414,767

■ FIRST QUARTER   
 ■ SECOND QUARTER   
 ■ THIRD QUARTER   
 ■ FOURTH QUARTER

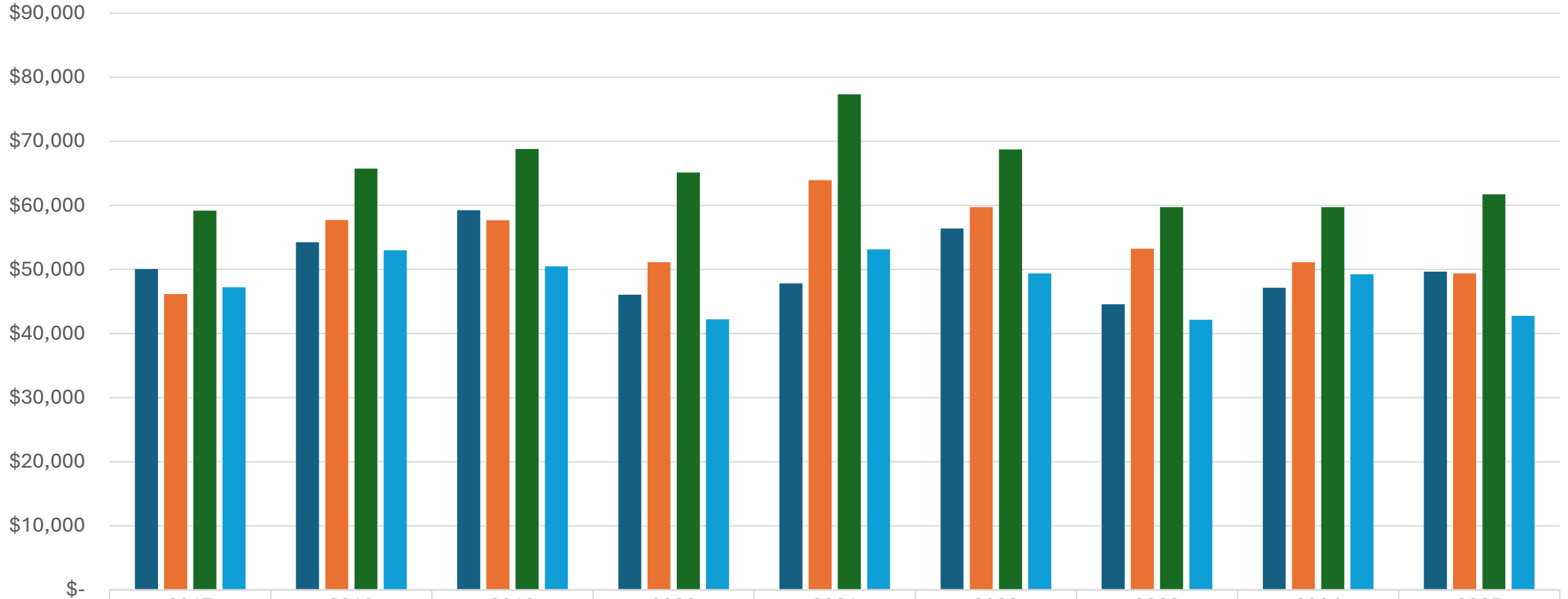
# MARKET STREET QUARTERLY COLLECTIONS

## 2017-2025



■ FIRST QUARTER   
 ■ SECOND QUARTER   
 ■ THIRD QUARTER   
 ■ FOURTH QUARTER

# GRAND AVENUE QUARTERLY COLLECTIONS 2017-2025

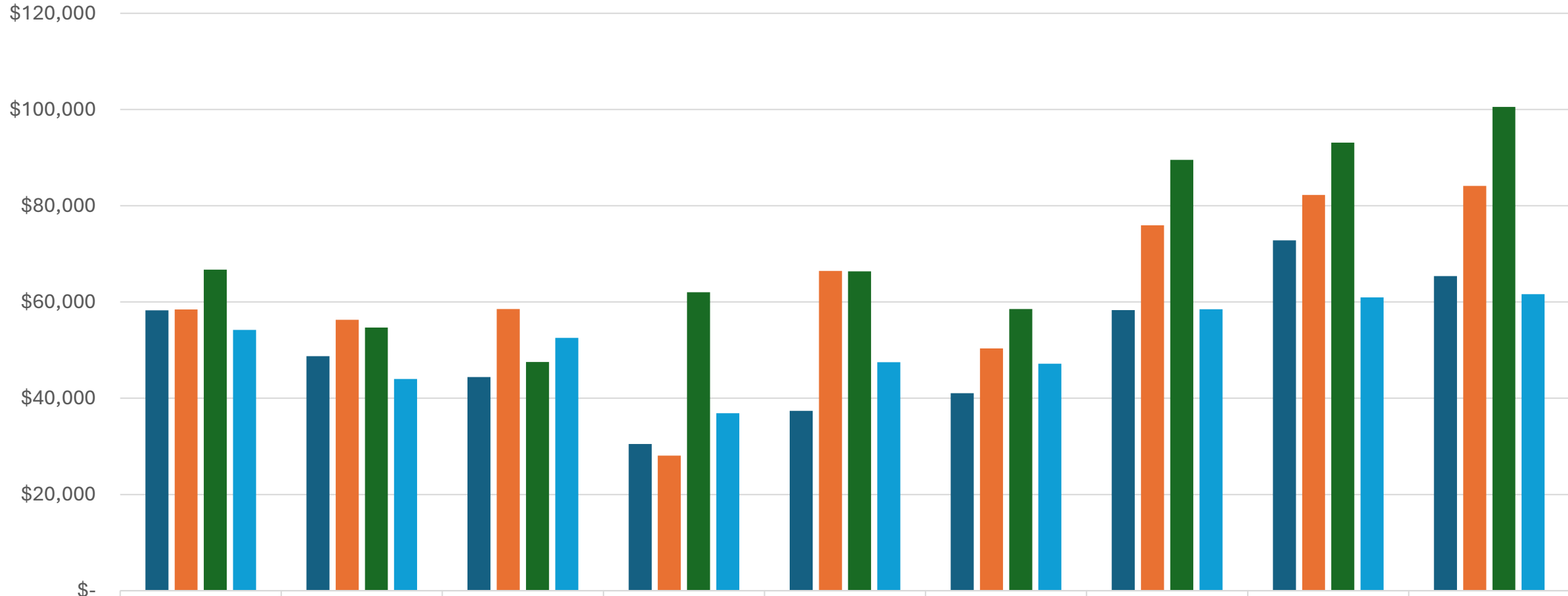


	2017	2018	2019	2020	2021	2022	2023	2024	2025
FIRST QUARTER	\$50,075	\$54,259	\$59,240	\$46,061	\$47,824	\$56,402	\$44,580	\$47,142	\$49,679
SECOND QUARTER	\$46,171	\$57,711	\$57,679	\$51,140	\$63,951	\$59,713	\$53,245	\$51,117	\$49,409
THIRD QUARTER	\$59,191	\$65,734	\$68,802	\$65,119	\$77,335	\$68,745	\$59,713	\$59,744	\$61,742
FOURTH QUARTER	\$47,213	\$52,996	\$50,489	\$42,232	\$53,140	\$49,397	\$42,159	\$49,268	\$42,772

■ FIRST QUARTER   
 ■ SECOND QUARTER   
 ■ THIRD QUARTER   
 ■ FOURTH QUARTER

# EAGLE RANCH QUARTERLY COLLECTIONS

## 2017-2025

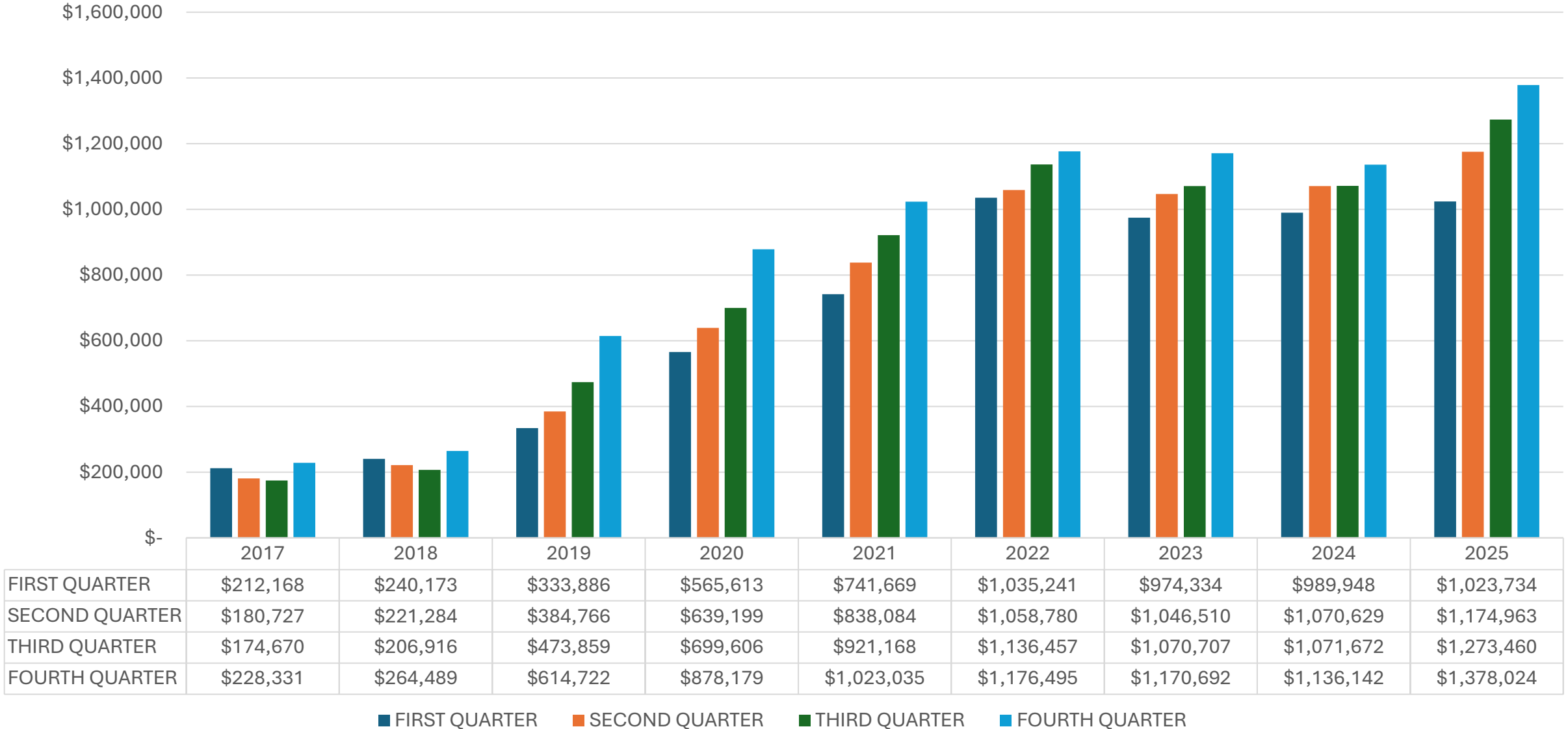


	2017	2018	2019	2020	2021	2022	2023	2024	2025
FIRST QUARTER	\$58,275	\$48,754	\$44,392	\$30,505	\$37,393	\$41,053	\$58,324	\$72,814	\$65,397
SECOND QUARTER	\$58,434	\$56,287	\$58,527	\$28,071	\$66,461	\$50,362	\$75,936	\$82,231	\$84,111
THIRD QUARTER	\$66,712	\$54,703	\$47,554	\$62,014	\$66,371	\$58,543	\$89,545	\$93,136	\$100,540
FOURTH QUARTER	\$54,180	\$44,015	\$52,532	\$36,903	\$47,514	\$47,198	\$58,492	\$60,945	\$61,611

■ FIRST QUARTER   
 ■ SECOND QUARTER   
 ■ THIRD QUARTER   
 ■ FOURTH QUARTER

# OTHER AREAS INCLUDING ONLINE QUARTERLY COLLECTIONS

## 2017-2025



■ FIRST QUARTER   
 ■ SECOND QUARTER   
 ■ THIRD QUARTER   
 ■ FOURTH QUARTER